

MOTOMANUAL

Signal Strength (weak to strong)
Battery Strength
Action Key (Make and answer calls)
Navigation Pad
Phonebook
Headset and Phone Charge Connector
Lock/unlock keypad
MOTOFONE™ F3
 6803581C93 www.hellomoto.com

action icons

These icons help you use your phone. When the following icons are shown on your screen you can:

- Enter numbers
- Enter letters
- Add a number to your phonebook
- Delete an item
- Select an option
- Write a Message
- Use Speakerphone
- Call in progress
- Out of network
- Keypad Locked
- Vibrate
- Silent
- Error
- Call failed
- Alarm set
- Voicemail message
- Text message received
- Successful

using your phone

- Action Key**: Press this key to select items in menus and on the screen.
- Navigation Key**: Move left, right, up and down.
- Phonebook**: Opens your stored phone number list.

main menu

- 1 Write Messages
- 2 Read Messages
- 3 View Recent Call List
- 4 Change Ringtone
- 5 Set Alarm
- 6 Adjust Date and Time

calls

make a call: enter number | [call]

end a call: [end call]

use speakerphone: Whenever you see [speakerphone icon] on the screen, press [speakerphone icon] to start/stop speakerphone.

view recent calls: [recent calls]

phonebook

use the phonebook to make a call: [phonebook] | [up/down] | [select name] | [call]

add a new phonebook entry: enter number | [phonebook] | [ABC] enter name | [add]

or

Whenever you see [add] press [phonebook] to add the number to the phonebook.

ABC TIP: Press a key more than once to see more letters. For example, for the letter N, press [6] two times.

delete phonebook entry: [phonebook] | [up/down] | [select name] | [delete]

text messages

send a text message: [message] | [ABC] | [up/down] | enter message | [send] | enter number

or press [message] and select a name | [send]

read a text message: [message] | [up/down] | [message opens]

To read and scroll through the message, press [right arrow]

To view a previous message, press [left arrow]

ABC TIP: Press a key more than once to see more letters. For example, for the letter N, press [6] two times.

To delete a character, press [left arrow]

To delete the entire message, press and hold [delete]

reply to a text message: [reply] | [message] | [send]

NOTE: Text messages are automatically deleted (oldest to newest) when the SIM card is full.

WARRANTY INFORMATION

Motorola guarantees to you, the original purchaser, the Personal Communicator and accessories which you have purchased from an authorised Motorola dealer (the "Products"), to be in conformance with the applicable Motorola specifications current at the time of manufacture for a term of [2] years from date of purchase of the Product(s) (Warranty Term).

You must inform Motorola of the lack of conformity to the applicable specifications of any of the Products within a period of two (2) months from the date on which you detect a defect in material, workmanship or lack of conformity and in any event within a term not to exceed the Warranty Term, and must immediately submit the Product for service to Motorola's Authorised Repair or Service Centre. Motorola shall not be bound by Product related statements not directly made by Motorola nor any warranty obligations applicable to the seller.

A list of the Motorola Call Centre numbers is enclosed with this Product.

During the Warranty term, Motorola will, at its discretion and without extra charge, as your exclusive remedy, repair or replace your Product which does not comply with this warranty; or failing this, to reimburse the price of the Product but reduced to take into account the use you have had of the Product since it was delivered. This warranty will expire at the end of the Warranty Term.

This is the complete and exclusive warranty for a Motorola Personal Communicator and accessories and in lieu of all other warranties, terms and conditions, whether express or implied.

Where you purchase the product other than as a consumer, Motorola disclaims all other warranties, terms and conditions express or implied, such as fitness for purpose and satisfactory quality.

In no event shall Motorola be liable for damages nor loss of data in excess of the purchase price nor for any incidental special or consequential damages* arising out of the use or inability to use the Product, to the full extent such may be disclaimed by law.

(* including without limitation loss of use, loss of time, loss of data, inconvenience, commercial loss, lost profits or savings.)

This Warranty does not affect any statutory rights that you may have if you are a consumer, such as a warranty of satisfactory quality and fit for the purpose for which products of the same type are normally used under normal use and service, nor any rights against the seller of the Products arising from your purchase and sales contract.

HOW TO GET WARRANTY SERVICE?

In most cases the authorised Motorola dealer which sold and/or installed your Motorola Personal Communicator and original accessories will honour a warranty claim and/or provide warranty service. Alternatively, for further information on how to get warranty service please contact either the customer service department of your service provider or Motorola's call centre at the telephone numbers provided on page 7 for your country.

Where, in the Country of purchase, there is a statutory requirement to provide extended repair service to consumers beyond the first year of purchase this warranty will be provided by Motorola Authorised Service Centres or Motorola directly appointed dealers in the country

battery and SIM card

- Remove the back cover.
- Remove the battery cover.
- Remove the battery.
- Remove the SIM card.

ringtones and volume

change ringtones: [message] | [right arrow] | [ringtone] | [up/down] | [send]

change ringer volume: [volume]

TIP: To change your ringer to vibrate, press [vibrate] until the phone vibrates.

change earpiece volume: [earpiece volume]

voicemail

listen to voicemail: [voicemail] | call voicemail number

If your voicemail number is stored as phonebook contact 1, press and hold the [1] key to quickly access your voicemail messages.

date, time and alarms

adjust date and time: [date/time] | [up/down] | enter date and time | [send]

set an alarm: [alarm] | [up/down] | enter alarm time | [send]

The alarm will repeat until deleted.

delete an alarm: [alarm] | [up/down] | [delete]

speed dial

Use speed dial numbers to quickly call someone in your phonebook.

For contacts 1-9 in your phonebook, press and hold the corresponding keypad number for two seconds.

For the remaining contacts in your phonebook, enter the contact number and press [speed dial]. For example, to call your phonebook contact 15, press [1][5][#][speed dial].

prepaid (optional)

To view your balance and expiration date, press [prepaid].

To top up your balance, press and hold [#].

NOTE: May not be supported by your service provider.

lock/unlock keypad

To lock/unlock your keypad to prevent accidental key presses, press and hold the [lock] key for 2 seconds.

use and care

To care for your Motorola phone, please keep it away from:

- liquids of any kind: Don't expose your phone to water, rain, extreme humidity, sweat, or other moisture.
- dust and dirt: Don't expose your phone to dust, dirt, sand, food, or other inappropriate materials.
- extreme heat or cold: Avoid temperatures below -10°C/14°F or above 45°C/113°F.
- cleaning solutions: To clean your phone, use only a dry soft cloth. Do not use alcohol or other cleaning solutions.
- microwaves: Don't try to dry your phone in a microwave oven.
- the ground: Don't drop your phone.

advanced settings

Press [settings] | [number code] | [send] to access advanced phone settings.

Phone Setting	Number Code
Change language	520
Select time format	470
Set Voicemail number	644
Voice Prompts ON OFF	510 511
Keypad tones ON OFF	250 251
Prepaid Balance Display* ON OFF	500 501
Auto keypad lock ON OFF	260 261
Set SIM Pin	300
SIM Pin ON OFF	310 311
Reset factory settings	000
Restricted Calling (Phonebook only) ON OFF	160 161
Set Balance Inquiry Number to # *	642

To display Phone Information Details, press: [info]

* if supported by your service provider

Total Customer Satisfaction

At Motorola, Total Customer Satisfaction is a top priority. If you have a question, a suggestion or a concern about your Motorola Mobile Device, we would like to hear from you. You can contact a Motorola Contact Centre at the local telephone numbers in the European countries listed below.

Service Information

If you require the address of a local Motorola Authorised Service Centre, or require service for your Motorola Mobile Device, additional information can be obtained from any of the listed numbers or by accessing our web site: www.hellomoto.com

AT 0800 297246 (from landline) or 01795 67004 (from mobile and landline)	GB +44 (0) 870 9010 555	GR +30 210 68 00009
BE +32 (0) 2 700 16 60	IE +353 1850 909 555	IT +39 199 501160
CH 0800 553 109	LU 0352 342 08 08 296	NL +31 (0) 20 201 50 34
DE +49 (0) 180 35050	NO +47 2255 10 04	PT +351 21 410 10 01
DK +45 4348 8005	SE +46 08 445 1210	
ES +34 902 100 077		
FI 0800 117 036		
FR 0825 303 302		

of purchase according to the terms of this warranty information document. However, please note that you will be referred back to the place of purchase, if the Motorola Dealer has purchased the product directly from Motorola, in the country of purchase of in a country where Motorola is not required to support supplementary repair service during the second year of purchase because of the statutory obligations that may apply to the seller or importer of the product, but not to the manufacturer, to provide an extended warranty to consumers beyond the first year.

CLAIMING

In order to claim the warranty service you must return the Personal Communicator and/or accessories in question to Motorola's Authorised Repair or Service Centre in the original configuration and packaging as supplied by Motorola. Please avoid leaving any supplementary items like SIM cards. The Product should also be accompanied by a label with your name, address, and telephone number; name of operator and a description of the problem. In the case of vehicular installation, the vehicle in which the Personal Communicator is installed should be driven to the Authorised Repair or Service Centre, as analysis of any problem may require inspection of the entire vehicular installation.

In order to be eligible to receive warranty service, you must present your receipt of purchase or a comparable substitute proof of purchase bearing the date of purchase. The phone should also clearly display the original compatible electronic serial number (IMEI) and mechanic serial number (MSN). Such information is contained with the Product.

You must ensure that all and any repairs or servicing is handled at all times by a Motorola Authorised Service Centre in accordance with the Motorola Service requirements

In some cases, you may be requested to provide additional information concerning the maintenance of the Products by Motorola Authorised Service Centres only, therefore it is important to keep a record of any previous repairs, and make them available if questions arise concerning maintenance

CONDITIONS

This warranty will not apply if the type or serial numbers on the Product has been altered, deleted, duplicated, removed, or made illegible. Motorola reserves the right to refuse free-of-charge warranty service if the requested documentation can not be presented or if the information is incomplete, illegible or incompatible with the factory records.

Repair, at Motorola's option, may include reflashing of software, the replacement of parts or boards with functionally equivalent, reconditioned or new parts or boards. Replaced parts, accessories, batteries, or boards are warranted for the balance of the original warranty time period. The Warranty Term will not be extended. All original accessories, batteries, parts, and Personal Communicator equipment that have been replaced shall become the property of Motorola. Motorola does not warrant the installation, maintenance or service of the products, accessories, batteries or parts.

24-month Warranty displayed

Motorola will not be responsible in any way for problems or damage caused by any ancillary equipment not furnished by Motorola which is attached to or used in connection with the Products, or for operation of Motorola equipment with any ancillary equipment and all such equipment is expressly excluded from this warranty.

When the Product is used in conjunction with ancillary or peripheral equipment not supplied by Motorola, Motorola does not warrant the operation of the Product/peripheral combination and Motorola will not honour any warranty claim where the Product is used in such a combination and it is determined by Motorola that there is no fault with the Product. Motorola specifically disclaims any responsibility for any damage, whether or not to Motorola equipment, caused in any way by the use of the Personal Communicator, accessories, software applications and peripherals (specific examples include, but are not limited to: batteries, chargers, adapters, and power supplies) when such accessories, software applications and peripherals are not manufactured and supplied by Motorola.

WHAT IS NOT COVERED BY THE WARRANTY

This warranty is not valid if the defects are due to damage, misuse, tampering, neglect or lack of care and in case of alterations or repair carried out by unauthorised persons.

The following are examples of defects or damage not covered by this product warranty

1. Defects or damage resulting from use of the Product in other than its normal and customary manner.

2. Defects or damage from misuse, access to incompatible sources, accident or neglect.

3. Defects or damage from improper testing, operation, maintenance, installation, adjustment, unauthorised software applications or any alteration or modification of any kind.

4. Breakage or damage to antennas unless caused directly by defects in material or workmanship.

5. Products disassembled or repaired other than by Motorola in such a manner as to adversely affect performance or prevent adequate inspection and testing to verify any warranty claim.

6. Defects or damage due to range, coverage, availability, grade of service, or operation of the cellular system by the cellular operator.

7. Defects or damage due to moist, liquid or spills of food.

8. Control unit coil cords in the Product that are stretched or have the modular tab broken.

9. All plastic surfaces and all other externally exposed parts that are scratched or damaged due to customer normal use.

10. Leather cases (which are covered under separate manufacturer's warranties).

11. Products rented on a temporary basis.

12. Periodic maintenance and repair or replacement of parts due to normal wear and tear.

Note: The talk-time, stand-by time and total life cycle of a Motorola rechargeable battery for your Personal Communicator will depend on usage conditions and network configurations. As a consumable product, the specifications indicate that you should be able to obtain optimum performance for your Motorola Personal Communicator within the first six months from date of purchase and up-to (200) charges (Optimum Performance Time).

The warranty for Motorola rechargeable batteries becomes void if (i) the batteries are charged other than by Motorola approved battery chargers specified for the charging of the battery, (ii) any of the seals on the battery are broken or show evidence of tampering, (iii) the battery is used in equipment or service other than the cellular telephone equipment for which it is specified.

Depending on operating conditions and your usage habits, wear and tear might take place of components including mechanical problems related to Product housing, paint, assembly, sub-assemblies, displays and keyboards and any accessories which are not part of the Product's in-box configuration. The rectification of faults generated through wear and tear and the use of consumable items like batteries beyond their Optimum Performance Time as indicated in the product manual is considered to be your responsibility and therefore Motorola will not provide the free Warranty repair service for these items

INSTALLED DATA

Please make and retain a note of all data you have inserted into your Product for example names, addresses, phone numbers, user and access codes, notes etc before submitting your Product for a Warranty service as such data may be deleted or erased as part of the repair or service process.

Please note if you have downloaded material onto your Product, for example ring tones, ring tunes, screensavers, wallpaper, games etc these may be deleted or erased as part of the repair process or testing process. Motorola shall not be responsible for such matters. The repair or testing process should not affect any such material that was installed by Motorola on your Product as a standard feature.

OUT OF WARRANTY REPAIRS

If you request Motorola to repair your Product any time after the Warranty term or where this warranty does not apply due to the nature of the defect or fault, then Motorola may in its discretion carry out such repairs subject to you paying Motorola its fees for such a repair or it may refer you to an authorised third party to carry out such repairs.

www.hellomoto.com

Certain mobile phone features are dependent on the capabilities and settings of your service provider's network. Additionally, certain features may not be activated by your service provider, and/or the provider's network settings may limit the feature's functionality. Always contact your service provider about feature availability and functionality. All features, functionality, and other product specifications, as well as the information contained in this user's guide are based upon the latest available information and are believed to be accurate at the time of printing. Motorola reserves the right to change or modify any information or specifications without notice or obligation.

MOTOROLA and the Stylised M Logo are registered in the US Patent and Trademark Office. All other product or service names are the property of their respective owners. The Bluetooth trademarks are owned by their proprietor and used by Motorola, Inc. under license. Java and all

other Java-based marks are trademarks or registered trademarks of Sun Microsystems, Inc. in the U.S. and other countries. Microsoft, Windows and Windows Me are registered trademarks of Microsoft Corporation; and Windows XP is a trademark of Microsoft Corporation.


© Motorola, Inc. 2006.

Caution: Changes or modifications made in the radio phone, not expressly approved by Motorola, will void the user's authority to operate the equipment.

Software Copyright Notice

The Motorola products described in this manual may include copyrighted Motorola and third-party software stored in semiconductor memories or other media. Laws in the United States and other countries preserve for Motorola and third-party software providers certain exclusive rights for copyrighted software, such as the exclusive rights to distribute or reproduce the copyrighted software. Accordingly, any copyrighted software contained in the Motorola products may not be modified, reverse-engineered, distributed, or reproduced in any manner to the extent allowed by law. Furthermore, the purchase of the Motorola products shall not be deemed to grant either directly or by implication, estoppel, or otherwise, any license under the copyrights, patents, or patent applications of Motorola or any third-party software provider, except for the normal, non-exclusive, royalty-free license to use that arises by operation of law in the sale of a product.

Batteries and Chargers

 If jewelry, keys, beaded chains, or other conductive materials touch exposed battery terminals, this could complete an electrical circuit (short circuit), become very hot, and could cause damage or injury. Be careful when handling a charged battery, particularly when placing it inside a pocket, purse, or other container with metal objects. Use only Motorola Original batteries and chargers.

Caution: To avoid risk of personal injury, do not dispose of your battery in a fire.

Specific Absorption Rate Data

This model meets international guidelines for exposure to radio waves.





Your mobile device is a radio transmitter and receiver. It is designed not to exceed the limits for exposure to radio waves recommended by international guidelines. These guidelines were developed by the independent scientific organization ICNIRP and include safety margins designed to assure the protection of all persons, regardless of age and health.

The guidelines use a unit of measurement known as the Specific Absorption Rate, or SAR. The ICNIRP SAR limit for mobiles devices used by the general public is 2 W/kg and the highest SAR value for this device when tested at the ear was 0.72 W/kg.¹ As mobile devices offer a range of functions, they can be used in other positions, such as on the body as described in this user guide.² In this case, the highest tested SAR value is 0.87 W/kg.¹

As SAR is measured utilising the device's highest transmitting power, the actual SAR of this device while operating is typically below that indicated above. This is due to automatic changes to the power level of the device to ensure it only uses the minimum level required to reach the network.

While there may be differences between the SAR levels of various phones and at various positions, they all meet the governmental requirements for safe exposure. Please note that improvements to this product model could cause differences in the SAR value for later products; in all cases, products are designed to be within the guidelines.

Your battery, charger, or mobile device may contain symbols, defined as follows:

Symbol	Definition
	Important safety information follows.
	Do not dispose of your battery or mobile device in a fire.
	Your battery or mobile device may require recycling in accordance with local laws. Contact your local regulatory authorities for more information.
	Do not throw your battery or mobile device in the trash.
	Your mobile device contains an internal lithium ion battery.
	Do not let your battery, charger, or mobile device get wet.
	Listening at full volume to music or voice through a headset may damage your hearing

Choking Hazards

Your mobile device or its accessories may include detachable parts, which may present a choking hazard to small children. Keep your mobile device and its accessories away from small children.

The World Health Organization has stated that present scientific information does not indicate the need for any special precautions for the use of mobile devices. They note that if you want to reduce your exposure then you can do so by limiting the length of calls or using a "hands-free" device to keep the mobile phone away from the head and body.

Additional Information can be found on the websites of the World Health Organization (<http://www.who.int/emf/>) or Motorola, Inc. (<http://www.motorola.com/rfhealth/>).

1. The tests are carried out in accordance with international guidelines for testing. The limit incorporates a substantial margin for safety to give additional protection for the public and to account for any variations in measurements. Additional related information includes the Motorola testing protocol, assessment procedure, and measurement uncertainty range for this product.

2. Please see the Safety and General Information section about body worn operation.

Information from the World Health Organisation

Present scientific information does not indicate the need for any special precautions for the use of mobile phones. If you are concerned, you may want to limit your own or your children's RF exposure by limiting the length of calls or by using handsfree devices to keep mobile phones away from your head and body.

Source: WHO Fact Sheet 193

Further information: <http://www.who.int./peh-emf>

Glass Parts

Some parts of your mobile device may be made of glass. This glass could break if the product is dropped on a hard surface or receives a substantial impact. If glass breaks, do not touch or attempt to remove. Stop using your mobile device until the glass is replaced by a qualified service center.


Seizures/Blackouts

Some people may be susceptible to epileptic seizures or blackouts when exposed to flashing lights, such as when playing video games. These may occur even if a person has never had a previous seizure or blackout.

If you have experienced seizures or blackouts, or if you have a family history of such occurrences, please consult with your physician before playing video games or enabling a flashing-lights feature (if available) on your mobile device.

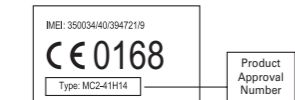
Discontinue use and consult a physician if any of the following symptoms occur: convulsion, eye or muscle twitching, loss of awareness, involuntary movements, or disorientation. It is always a good idea to hold the screen away from your eyes, leave the lights on in the room, take a 15-minute break every hour, and stop use if you are very tired.

European Union Directives Conformance Statement

 Hereby, Motorola declares that this product is in compliance with:

- The essential requirements and other relevant provisions of Directive 1999/5/EC


- All other relevant EU Directives



The above gives an example of a typical Product Approval Number.

You can view your product's Declaration of Conformity (DoC) to Directive 1999/5/EC (to R&TTE Directive) at www.motorola.com/rtte. To find your DoC, enter the product Approval Number from your product's label in the "Search" bar on the Web site.


Caution About High Volume Usage

 Listening at full volume to music or voice through a headset may damage your hearing

Repetitive Motion

When you repetitively perform actions such as pressing keys or entering finger-written characters, you may experience occasional discomfort in your hands, arms, shoulders, neck, or other parts of your body. If you continue to have discomfort during or after such use, stop use and see a physician.

Caring for the Environment by Recycling

 This symbol on a Motorola product means the product should not be disposed of with household waste.

Safety and General Information

This section contains important information on the safe and efficient operation of your mobile device. Read this information before using your mobile device.*

Exposure to Radio Frequency (RF) Energy

Your mobile device contains a transmitter and receiver. When it is ON, it receives and transmits RF energy. When you communicate with your mobile device, the system handling your call controls the power level at which your mobile device transmits.

Your Motorola mobile device is designed to comply with local regulatory requirements in your country concerning exposure of human beings to RF energy.

Operational Precautions

For optimal mobile device performance and to be sure that human exposure to RF energy does not exceed the guidelines set forth in the relevant standards, always follow these instructions and precautions.

External Antenna Care

If your mobile device has an external antenna, use only a Motorola-supplied or approved replacement antenna. Use of unauthorized antennas, modifications, or attachments could damage the mobile device and/or may result in your device not complying with local regulatory requirements in your country.

Recycling Mobile Phones and Accessories

Please do not dispose of mobile telephones or electrical accessories, such as chargers or headsets, with your household waste. In some countries or regions, collection systems have been set up to handle waste electrical and electronic items. Please contact your regional authorities for more details. If no suitable scheme exists, you may return unwanted mobile telephones and electrical accessories to any Motorola Approved Service Centre in your region.

* The information provided in this document supersedes the general safety information in user's guides published prior to May 1, 2006.