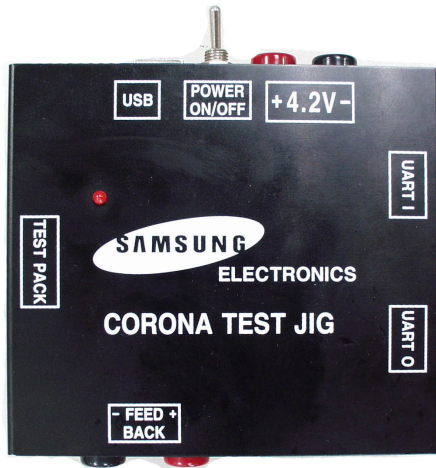

4. Array course control

4-1. Software Adjustments

Test Jig (GH80-03306A)




Test Cable
(0.4M:GH39-00872A/1.5M:GH39-00877A)



RF Test Cable
(GH39-00985A)



Power Supply Cable



4-2. Software Downloading

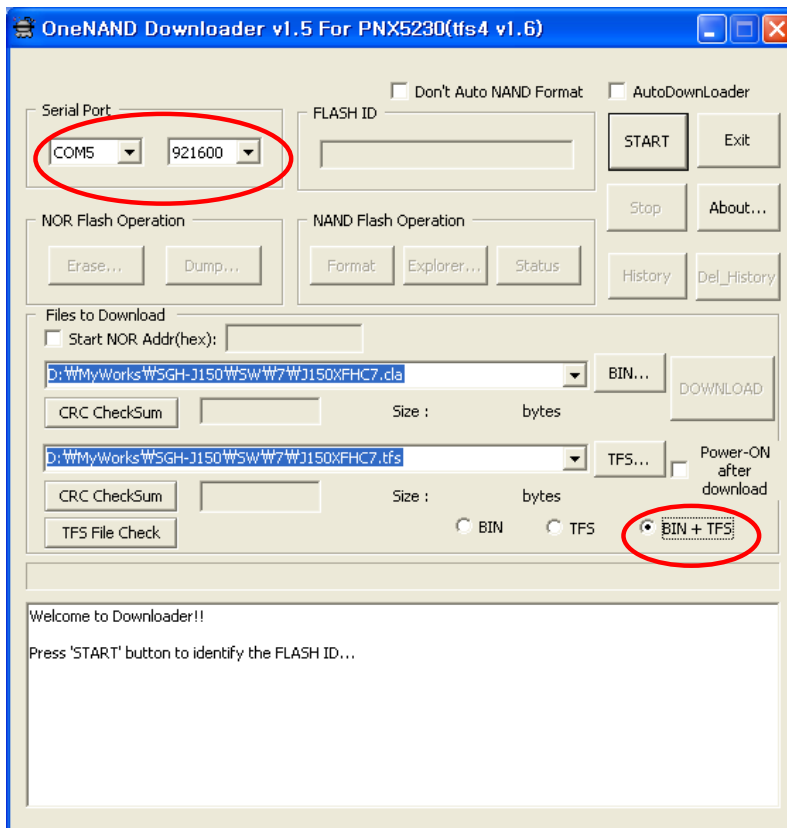
4-2-1. Pre-requisite for Downloading

- Downloader Program([OneNAND Downloader v1.5 For PN5230\(tfs4 v1.6\).exe](#))
- J150 Mobile Phone
- Test Jig, Test Cable, Serial Cable, Power Supply Cable
- Binary file, TFS file

4-2-2. S/W Downloader Program

■ Load the binary download program by executing the “[OneNAND Downloader v1.5 For PN5230\(tfs4 v1.6\)](#)”

1. Select the connected serial port and the rate of speed
2. Select the check box, the mode you want to download.
 - if the binary file wanted, check only 'BIN'
 - if the tfs file wanted, check only 'TFS'
 - if all the files wanted, check 'BIN+TFS'



3. Select the file(s) what you want to download

