



Equipment List, SP/Mechanical

Applicable for Z200, Z208

Contents

1	Abstract	2
2	Repair Equipment, Mechanical	3
	2.1 Sony Ericsson Provided Repair Equipment	3
	2.2 Equipment Provided by Other Suppliers	5
3	Revision History	6

1 Abstract

This document describes all the required equipment for the Mechanical Repair Process of the Z200, Z208 mobile phone. Equipment listed without a part number is not orderable from Sony Ericsson and must be bought locally.

The matrices in the end of the equipment tables describe where the actual equipment is needed (marked with a X) or may be needed/optional (marked with a Z).

Flash upgrade: Equipment for downloading software to the unit.

Manual test: Equipment necessary to perform a manual test.

Repair: Equipment necessary for replacing components.

2 Repair Equipment, Mechanical











2.1 Sony Ericsson Provided Repair Equipment

Description	Part Number	Comments	Flash Upgrade	Manual Test	Repair
Programming Interface, 3V	NTZ 112 334		X		
USB Service Card Reader	LZY 213 1191	Software Package/CD+USB Reader	X		
Service Card	LZY 213 595		X		
Hard lock	KRY 105 165		X		
Sony Ericsson programming interface - SEPI	LTN 214 1484	USB/Interface Box + CD NEW!	Z		
Sony Ericsson interface - SEPI	KRY 101 1115	USB Cable 3V/Accessories NEW!	Z		
Torque Screwdriver *	NTZ 112 459	Torque set to 11 Ncm +/- 6%			X
Torx Bits No. 6	NTZ 112 288	Part to screwdriver			X
Front opening tool	NTZ 112 302(/2)	Cabinet opening tool			X
Flex film assembly tool	NTZ 112 521	Tweezers			X

*Any screwdriver that fulfils torque and bit demand can be used.

**The matrices describe where the actual equipment is needed (marked with a X) or may be needed/optional (marked with a Z).



			
NTZ 112 334	LZY 213 1191	LZY 213 595	NTZ 112 288
			
LTN 214 1484 NEW!	NTZ 112 459	KRY 105 165	
			
NTZ 112 302	NTZ 112 521	KRY 101 1115 NEW!	





2.2 Equipment Provided by Other Suppliers

Description	Comments	Flash Upgrade	Manual Test	Repair
Battery	BKB 193 174	X	X	
- Battery Charger	Standard SonyEricsson charger		X	
Computer	IBM compatible Pentium with at least two USB-ports	X		
USB-PC Cable	Type A-B Plug-Plug Cable	Z		
RS 232 Serial cable	9-Pin	X		
Tweezers	ESD-safe			X
Isopropyl Alcohol	To be used when removing glue.			X
Cotton Glove	ESD-safe			X
Zebra Printer	90xi, 90xi II or 4000 deluxe			Z
Printer Cable	Standard RS 232 serial printer cable [referred to Zebra printer manual]			Z
Hot Air Flow Repair Station, Medium.	Temperature range 360-380° C. Air-flow up to 9 l/min			Z
IR-device	To be used to make connection between the phone and the device		X	
Hands free equipment.	To be used to verify the system connector. Applicable for Z200/Z208 phone		X	

*The matrices describe where the actual equipment is needed (marked with a X) or may be needed/optional (marked with a Z).



	
Type A-B Plug-Plug Cable	9-Pin RS 232 Serial cable

3 Revision History

Rev.	Date	Changes / Comments
A	2003-11-14	First release.