

# Lemon Duo 222 User Manual



© 2011. All rights are reserved. No part of this document may be reproduced without permission. All trademarks and brand names mentioned in this publication are property of their respective owners.











While all efforts have been made to ensure the accuracy of all contents in this manual, we assume no liability for errors or omissions or statements of any kind in this manual, whether such errors or omissions or statements resulting from negligence, accidents, or any other cause. The contents of this manual are subject to change without notice.

Protect our environment! We strive to produce products in compliance with global environmental standards. Please consult your local authorities for proper disposal.

**Note:** User's Manual is Just to guide the user about the functionality of the phone. This does not seem any certificate of technology. Some functions may very due to modifications and up gradations of software or due to print mistake.

## SAFETY PRECAUTIONS

Before using your phone, please read the following important information to eliminate or reduce any possibility of causing damage and personal injury.

	Do not use wireless phones while driving.
	Switch off wireless devices in aircraft. The signal may cause interference. Using them on aircraft is illegal.
	Do not use mobile phones where blasting is in progress. Follow regulations and rules strictly.
	Do not use mobile phones at a refueling point. Don't use near fuel or chemicals
	Follow regulations or rules in hospital and health care facilities. Switch phone off near medical equipment.
	All wireless devices may get interference that could affect performance.
	Only qualified service personnel can install or repair this device.
	Use only approved accessories and batteries.
	Use only in normal position. Do not expose your phone to extreme high temperatures above +60°C (+140°F) . Do not use anything static to clean your phone.
	Ensure the phone is turned on and in service. Enter the emergency number, then press Pick Up key. Give your location. Do not end the call until told to do so.

Improper use will invalidate the warranty! These safety instructions also apply to original accessories.

## TABLE OF CONTENT

<b>1.</b>	<b>BASIC INFORMATION</b>	<b>6</b>
1.1.	BRIEF INTRODUCTION	6
<b>2.</b>	<b>BEFORE USE</b>	<b>6</b>
2.1.	NAME AND EXPLANATION OF EACH PART	6
2.1.1.	Appearance Sketch Map	6
2.1.2.	Description of the Standby Pictures	6
2.1.3.	Description of Keys	7
2.2.	INSTALL SIM CARD AND MEMORY CARD	8
2.2.1.	SIM Card	8
2.2.2.	Inserting and Taking out SIM Card	8
2.2.3.	Memory Card	9
2.3.	BATTERY	9
2.3.1.	Install the Battery	9
2.3.2.	Charging	9
2.4.	SECURITY PASSWORD	9
<b>3.</b>	<b>QUICK USER GUIDE</b>	<b>10</b>
3.1.	FEATURE FUNCTIONS	10
3.2.	FUNCTION HOT KEY	11
3.3.	DIAL A CALL	11
3.4.	REJECT A CALL	12
3.5.	RECEIVE A CALL	12
3.6.	END A CALL	12
3.7.	EMERGENCY SERVICES	12
3.8.	EXTENSION SPEED DIAL	12
3.9.	DIALED CALLS/MISSED CALLS/RECEIVED CALLS/REJECTED CALLS	12
3.10.	CALL FORWARD	12
3.11.	CALL WAITING	12
3.12.	CALL BARRING	12
3.13.	POWER OFF THE PHONE	13
3.14.	T-FLASH CARD	13
<b>4.</b>	<b>FUNCTION MENU</b>	<b>13</b>
4.1.	CONTACTS	13
4.1.1.	New	13
4.1.2.	Search	13
4.1.3.	Write SMS	13
4.1.4.	Dial	13
4.1.5.	Send vCard	13
4.1.6.	Delete	13
4.1.7.	Mark	13
4.1.8.	Copy	13
4.1.9.	Copy all	14
4.1.10.	Others	14
4.2.	MESSAGES	14



4.2.1.	Write Message .....	14
4.2.2.	Inbox .....	14
4.2.3.	Outbox .....	15
4.2.4.	Drafts .....	15
4.2.5.	Sentbox .....	16
4.2.6.	Templates .....	16
4.2.7.	Voice mail server .....	16
4.2.8.	Broadcast message .....	16
4.2.9.	SMS Settings .....	17
4.2.10.	Message capacity .....	17
4.3.	CALL LOGS .....	17
4.3.1.	Dialed calls .....	17
4.3.2.	Received calls .....	18
4.3.3.	Missed calls .....	18
4.3.4.	Rejected calls .....	18
4.3.5.	Delete All .....	18
4.3.6.	Call timer .....	18
4.3.7.	Call Cost .....	18
4.4.	SETTINGS .....	18
4.4.1.	Call Settings .....	19
4.4.2.	Phone settings .....	21
4.4.3.	Display settings .....	21
4.4.4.	Security settings .....	22
4.5.	MULTIMEDIA .....	23
4.5.1.	Image browser .....	23
4.5.2.	Video recorder .....	23
4.5.3.	Audio Player .....	24
4.5.4.	Video Player .....	24
4.5.5.	FM Radio .....	25
4.5.6.	Recorder .....	25
4.5.7.	Fun & Games .....	25
4.6.	FILE MANGER .....	26
4.7.	ORGANIZER .....	26
4.7.1.	Calendar .....	26
4.7.2.	Alarm .....	27
4.7.3.	Calculator .....	28
4.7.4.	Torch Light .....	28
4.7.5.	STK .....	28
4.8.	CAMERA .....	28
4.9.	USER PROFILES .....	29
5.	<b>TEXT INPUT .....</b>	<b>30</b>
6.	<b>CARE AND MAINTENANCE .....</b>	<b>32</b>
7.	<b>ADDITIONAL SAFETY INFORMATION .....</b>	<b>33</b>

## 1. Basic Information

### 1.1. Brief Introduction

Thanks for selecting Lemon Duo222 color screen GSM mobile phone. Through reading the manual, you can fully know how to use DUO222 mobile phone, appreciate its complete function and simple operating method.

DUO222 color screen mobile phone is designed aiming at GSM network environment; the phone is Dual Card Dual Standby,

DUO222 color screen mobile phone accords with GSM criterion, has obtained the certification of competent authority.

The company reserves the rights to revise the contents of the manual without prior notice.





## 2. Before Use






### 2.1. Name and Explanation of Each Part

#### 2.1.1. Appearance Sketch Map

The picture is only for your reference.

#### 2.1.2. Description of the Standby Pictures

	<p><b>Network signal strength</b></p> <p>The more the stripe is, the stronger the signal is. When SIM card 1s inserted in card slot 1, standby screen will show the icon.</p>
	<p><b>Network signal strength</b></p> <p>The more the stripe is, the stronger the signal is. When SIM card 1s inserted in card slot 2, standby screen will show the icon.</p>
	<p><b>Battery strength.</b></p> <p>Standby screen will show this icon &amp; will indicate battery strength.</p>
	<p><b>Alarm clock on and off</b></p> <p>It means that alarm clock is set and started. If alarm clock is set as off, the icon will disappear automatically.</p>

	<b>Unread SMS</b> When there is unread SMS in the inbox, standby screen will show the icon.
	<b>Silent mode</b> When scene mode is set as mute mode, standby screen will show the icon.
	<b>Low ring mode</b> When scene mode is set as low ring mode, standby screen will show the icon.
	<b>Earphone</b> When the earphone connects with the phone normally, standby mode will show the icon.
	<b>Flight mode</b> When the phone is set as flight mode, standby screen will show the icon.

### 2.1.3. Description of Keys

Keys	Function
<b>Left soft key/ Right soft key</b>	1. Execute functions that the left-down/right-down corner indicator shows.
<b>Navigation key</b>	On other interfaces, it equals to navigation key and direction key except for special functions.
<b>End key</b>	1. Mainly used as power on/off. 2. Press to return to standby screen in any interface. 3. End calls or reject incoming calls.
<b>OK key</b>	In the dial panel mode, press this key to show or hide dial panel.
<b>Dial key</b>	1. Press this key to dial or receive an incoming call. 2. When in the standby mode, press this key to access Call logs of SIM1.

<b>Number key</b>	It is used to dial and input numbers or characters.
<b># Key</b>	<ol style="list-style-type: none"> <li>1. In text editing interface, press "#" key to switch text the input method.</li> <li>2. On the standby interface Press and hold "#" key to transfer the profile of General/Silent.</li> </ol>
<b>* Key</b>	On the standby interface, input *; after inputting telephone number, if you want to input extension number, please press twice # key, after the display screen shows "+", please input your extension number.

## 2.2. Install SIM Card and Memory Card

### 2.2.1. SIM Card

**Before using the phone, you must insert valid SIM (Subscriber Identity Module) card in the phone. SIM card is provided by network supplier.**

All the information related to network connection are recorded in the chip of SIM card, also the names, telephone numbers and SMS that storing in the name card holder of SIM card. You can take out SIM card from your phone, and use it in any GSM mobile phone (new mobile phone can read SIM card automatically).

In order to avoid losing or damaging the information saves in SIM card, please don't touch the metal contact surface, and place SIM card in the place that away from electricity and magnetic force. Once SIM card is damaged, you can't use the phone normally.

**Prompt: Please make sure to power off the phone before taking out SIM card. It is absolutely forbidden to insert or take out SIM card with external power supply; otherwise it may damage SIM card and the phone.**

### 2.2.2. Inserting and Taking out SIM Card

Metal contact surface of SIM card is easily scratched. You must take out SIM card carefully before the assembly.

- Power off the phone, remove the rear cover, battery or other external power supply.
- Make the end of SIM card without cutting angle inside and aim at the card slot of the phone and metal surface of SIM card face downward, then insert SIM card to the card slot of the phone, the other SIM card is also inserted in this way.
- When taking out SIM card, directly pull it outward and then can take out SIM card.

**Prompt: Without special explanation inserting two SIM cards are defaulted in the manual. If you just insert one SIM card, maybe some options of the menu will not be shown.**

### **2.2.3. Memory Card**

Aim at the T card slot and push the T card gently, and the card will be inserted correctly.

**Prompt: If the memory card is failed, please check whether it is correctly placed and good contact of metal point.**

## **2.3. Battery**

### **2.3.1. Install the Battery**

- Take off the rear cover, of the mobile.
- Make one end of battery with metal surface aim at the battery connector.
- Then gently press the battery downward using the finger, and then press the other end to install the battery.

**Prompt: Please operate correctly to avoid damaging the battery connector.**

### **2.3.2. Charging**

Insert the charger on the charging interface at the side end of the phone.

After inserting the charging plug, battery strength icon stripe at the top right corner of the screen is scrolling, which means that the charging is processing; when the stripe is full of the whole icon and stop scrolling, which means that the battery charging is completed; when the charging is completed, please pull out the plug.

When electric quantity is not enough, warning message will be sent; and electric quantity shows empty. When electric quantity is too low, the phone will power off automatically. Please don't make the battery in the status of not enough electric quantity for a long time; otherwise it may damage the battery quality and service life. Please don't charge the battery for a long time.

**Prompt: In order to ensure normal operation of the phone, please make sure to use the designated charger.**

## **2.4. Security Password**

### **■ PIN**

PIN (Personal Identification Number) is used to prevent your SIM card from being used illegally. PIN is usually provided with SIM card together. If you input wrong PIN for continuous three times, please input PUK to unlock it. Please contact with network operations company for more details.

## ■ PIN 2

You need to input PIN2 when entering some functions (such as call charge); if you input wrong PIN2 for continuous three times, you need to input PUK2 to unlock it. Please contact with network operations company for more details.

## ■ PUK

When changing the locked PIN, you need to input PUK (Personal Unlock Key). PUK is provided with SIM card together. If it is not provided, please contact with your service provider. If you input wrong PUK for continuous ten times, the SIM card can't be used again. Please contact with your service provider to buy new card. You can't change PUK. If you lose the code, please contact with your service provider.

## ■ PUK2

When changing the locked PIN2, you need to input PUK2. If you input wrong PUK2 for continuous ten times, you can't use the functions that need PIN2. Please contact with your service provider to buy new card. You can't change PUK 2. If you lose the code, please contact with your service provider.

## 3. Quick User Guide

### 3.1. Feature Functions

The phone has not only the basic functions of mobile phone, but also support rich, practical and rapid feature functions, can be briefly introduced as follows:

■ Name card holder: Each name card holder record stored in the phone can be related with several telephone numbers at most, can send SMS in the name card holder; you can copy name card holder record between SIM card and the phone.

■ User Profiles: Custom the ringtone (include ringtone settings, volume adjustment, incoming call prompt, message prompt, alarm clock prompt, key-press tone, low voltage warning tone, power-on and power-off tone) according to different events or environment.

■ Call log: The phone will automatically store the information of call log for you to check; support to call the telephone number in the call log; support to save the telephone number in the call log to name card holder and set as rejected call; support the function of sending SMS and etc. to the telephone numbers in the call log.

■ Messages: The phone supports storing SMS and 200 pieces at most. The phone supports the storing status of SMS in SIM card and the phone.

■ Multimedia: Your phone provides all kinds of entertainment services including player, camera, FM radio and other functions.

■ Camera: The phone supports camera and video function. You can customize the camera and video, and switch between prepositive and postpositive video captures

through menu option.

- **Organizer:** The phone supports various practical functions. Supports alarm clock, calendar, calculator, Torch light and other STK functions.
- **Settings:** You can customize the phone according to the needs, include phone settings, display settings, call settings, security settings and other functions.
- **Input method:** The phone supports various input modes, which is convenient for you to input English, letters, numbers, symbols, and etc.

### 3.2. Function Hot Key

Function	Hot key	Status description
Power on	Press and hold power-on and power-off key	Power-off mode
Power off	Press and hold power-on and power-off key	Power-on mode
Enter function list	Press OK key	Standby mode
Enter contacts	Press right soft key	Standby mode
Enter call log	Press Dial key	Standby mode
Enter camera preview interface	Press and hold camera key	Standby mode
Input telephone number	Press Number key	Standby mode
Ring off	Press the Silent key	In calling mode

### 3.3. Dial a Call

In standby mode, press numerical keys to input phone number to dial phone number. When you finish inputting phone number, press the dial key to make a call. If you're making a long distance call, add the area code preceding the telephone number.

Press left soft key to access Options.

- Add to contacts: Add a phone number to telephone directory

- Add to Existing Contact: Add a phone number to the name already existed
- Send SMS: Send message to a certain number
- Insert WPN: Pause P/Wait W
- SIM 1 Call : Dial the number of SIM card 1
- SIM 2 Call: Dial the number of SIM card 2

### **3.4. Reject a Call**

You can press End key to reject an incoming call.

### **3.5. Receive a Call**

When an incoming call arrives, the phone will give out the corresponding prompt (such as ring tone, and etc.); if network support, the phone screen will show the name and telephone number of the caller; at this time, you can press Dial key to receive an incoming call.

### **3.6. End a Call**

After finishing a call, you can press End key to end a call.

### **3.7. Emergency Services**

You can directly dial an emergency service call without SIM card.

Different network uses different emergency numbers, please consult your network operations company for more details.

### **3.8. Extension Speed Dial**

After inputting telephone number, if you want to input branch number, please press and hold “\*”, input your extension number after the display screen shows “P”. After getting through the call, it will directly dial the extension.

### **3.9. Dialed Calls/Missed Calls/Received Calls/Rejected Calls**

You can enter call log to check the relevant details of dialed calls, missed calls, received calls and rejected calls.

**Prompt: The record of incoming call from blacklist number will be saved in Rejected Calls.**

### **3.10. Call Forward**

After call forward function is started, according to different forward conditions settings (Call Forward Unconditionally, Forward Busy, Forward No Answer, Forward Can Not Reach), you can select to switch the incoming call to voice inbox or other telephone numbers.



### **3.11. Call Waiting**

After call waiting function is started, when you are calling, the other call can be put through.

### **3.12. Call Barring**

After call barring function is started, according to different restricted conditions settings (all the dialed calls, all the incoming calls, incoming calls when roaming, dialed international calls, outgoing international calls when roaming), you can restrict the call under the corresponding conditions (need to apply to network operator for business).

### **3.13. Power off the Phone**

In the standby mode, press and hold End key to power off the phone.

### **3.14. T-flash Card**

Insert the T-Flash card into phone. This will expand the memory of the phone. Tap Multimedia menu, you can browse MP3, MP4, picture, video, photograph etc.

## **4. Function Menu**

### **4.1. Contacts**

This function could help you browse the name card holder, store, edit and delete the names and phone numbers in the phone and SIM card. To facilitate the management of the records, this phone sets the group function, collecting the similar items into a group. The storage capacity of the SIM card varies and the maximum storage capacity of this phone is 200.

On the standby interface, press right soft key to enter the interface of the name card holder. When the record of the name card holder is not empty, press left soft key for the following operation:

Prompt: Take the records in SIM card 1 for example.

#### **4.1.1. New**

Create new name card holder records to SIM card or the mobile phone.

#### **4.1.2. Search**

Search the record stored in the phone or the SIM cards.

#### **4.1.3. Write SMS**

Send message to this record.

#### **4.1.4. Dial**

Dial this record directly.

#### 4.1.5. Send vCard

Send this record to others by SMS .

#### 4.1.6. Delete

Delete this record.

#### 4.1.7. Mark

Choose one record or all records, and cancel what you choose are also allowed.

#### 4.1.8. Copy

Copy the record to SIM cards or memory card..

#### 4.1.9. Copy all

Copy all record to SIM cards or memory card..

#### 4.1.10. Others

Speed Dial Settings: Set this record into shortcut dial. After setting, on the standby interface, long press the number key you've set can call this record.

**Prompt: On standby interface, long press number key 1 will enter the voice mailbox of SIM card 1.**

**On standby interface, long press number key 2 will enter the voice mailbox of SIM card 2.**

——Caller ID: You can view or edit the number of this phone.

——Memory status: You could enquire the capacity of SIM1, SIM2 and the phone.

——Single /Double line display: You can set the display mode of record list as one line or two lines.

### 4.2. Messages

#### 4.2.1. Write Message

##### ■ New SMS

You could write new message by using this function. When you input the message to be sent, press left soft key to send, to insert the templates, to add contact person information and symbol, and to save, etc.

--Send: Enter the interface of input number, you can dial the phone number directly, or press left soft key to enter the name card holder and choose the number to send.

--Insert template: Enter the templates interface and you could insert the template to the message.

- Add contact info: Enter the Name card holder interface and you could insert the name card holder information to the message.
- Add phiz: Enter the symbol interface and add the symbols to the message.
- Save: Save this message to the drafts.

#### **4.2.2. Inbox**

Store the SMS, and Push message you've received. The SMS, and Push message could be differentiated by different icons. The icons before the message list means whether this message is SMS or Push message and which is stored in SIM1, SIM2 or the phone.

Choose one SMS and press left soft key, then you will do several operations, for example, reply the SMS, delete, dial and mark. Press OK key directly you can read this SMS, or Push message.

- Reply: You could choose to reply the addresser by SMS .
- Delete: Delete this message.
- Forward: Sent message to one contact, many, or to group.
- Call: Call the addresser.
- Lock/unlock: Lock the message or unlock it.
- Mark: Choose this message or all messages in the inbox, or only choose the messages saved in SIM 1, SIM 2, SIM1storage SMS or SIM2 storage SMS
- Sort: Sort the messages in the inbox by time, contact person, theme or message type.

#### **4.2.3. Outbox**

Store the SMS you've sent in failure. The SMS is stored in SIM1, SIM2 or the phone.

Choose one SMS and press left soft key, you could send, delete, lock, mark, sort, and so on.

- Send: Send this SMS.
- Delete: Delete this message.
- Lock/unlock: Lock the message or unlock it.
- Mark: Choose this message or all messages in the inbox, or only choose the messages saved in SIM 1, SIM 2, SIM1 storage SMS or SIM2 storage SMS.
- Sort: Sort the messages in the inbox by time, contact person, theme or message type.

#### 4.2.4. Drafts

Store the SMS you've edited. The SMS is stored in SIM1, SIM2 or the phone.

Choose one SMS and press left soft key, you could delete, edit, lock, mark, sort, and so on.

- Delete: Delete this message.
- Edit: Edit this message.
- Lock/unlock: Lock the message or unlock it.
- Mark: Choose this message or all messages in the inbox, or only choose the messages saved in SIM 1, SIM 2, SIM1 storage SMS or SIM2 storage SMS.
- Sort: Sort the messages in the inbox by time, contact person, theme or message type.

#### 4.2.5. Sentbox

Store the SMS you've sent successfully. The SMS is stored in SIM1, SIM2 or the phone.

Choose one SMS press left soft key, you could delete, forward, lock, mark, sort, and so on.

- Delete: Delete this SMS.
- Forward: Forward this message to others.
- Lock/unlock: Lock the message or unlock it.
- Mark: Choose this message or all messages in the inbox, or only choose the messages saved in SIM 1, SIM 2, SIM1 storage SMS or SIM2 storage SMS.
- Sort: Sort the messages in the inbox by time, contact person, theme or message type.

#### 4.2.6. Templates

You could edit or delete the templates.

#### 4.2.7. Voice mail server

This phone supports the function of the voice mail. You could choose either SIM1 or SIM2. When you receive the calls from others, they could give you a message in your voice mailbox. When you phone receives the message notice, you could listen to the messages. Under the voice mail interface you can edit and set the number of line 1, line 2, fax or data.

- Retrieve message: Dial the number of the voice mail and listen to the message.
- Number settings: Edit the number of the voice mail.

**Prompt: The realization of the voice mail requires the support of the network operator and you may firstly apply for this service. For more information and the number of the voice mail, please inquire about your local network operator.**

#### **4.2.8. Broadcast message**

The area info services send different kinds of messages. Change the settings of this service and inquire the area info by using this function.

- Read: Read the messages received.
- Startup: Choose to start up/shut down the broadcasting.
- Channel: Set the channel to receive the area message.
  - Add the channel: Add the channel index and channel name.
  - Channel list: Display the channel list.
  - Disable channel
  - Edit channel
  - delete channel
  - check channel
- Language: Set different languages.

#### **4.2.9. SMS Settings**

##### ■ Message Settings

There are six options: SIM 1 service center, SIM2 service center, validity period, status report, save sent message, preferred storage.

- SIM1 msg center: Display the SMS service center number in SIM1.
- SIM2 msg center: Display the SMS service center number in SIM2.
- Message validity period: You could set the validity period of the message for 1 hour, 6 hours, 24 hours, 72 hours, 1 week and the maximum value.

**Prompt: This time is related with the services of the network operator.**

--Status report: May choose to start up or shut down the delivery report. After switching this function as on, when the receiver gets the message or doesn't get for some reason, the SMS service center will give you a delivery report, so you will know whether your message sent successfully or not conveniently.

--Save sent message: There are three options: "prompt", "Save", "Not save".

Prompt: Before sending the message, you will be suggested to choose "Send and

Save” or “Send only”.

Save: Save automatically your sent message.

Not save: Not to save automatically your sent message.

--Preferred storage: You could choose the preferential storage position at SIM card or phone.

#### **4.2.10. Message capacity**

You could view the capacity of SMS.

#### **4.3. Call Logs**

Display your recent call log.

##### **4.3.1. Dialed calls**

Display the list of your recent dialed numbers.

On the interface of Dialed, choose one record, then press left soft key “Option” to enter the Option interface and you could go on the following operations.

- Detail: Display the information of dial calls (Number, Date, Time, Duration, From, Style, and SIM Name)
- Dial directly: Recall the number.
- Save: Save the number to Phone/SIM1/SIM2
- Send SMS: You could send SMS to this number.
- Add to the existing contact: Add this number to the existing record of the name card holder.
- Add to blacklist: Add this number to the blacklist.
- Delete: Delete this record.
- Delete all: Delete all the records in the Dialed list.

##### **4.3.2. Received calls**

Display the list of your recent answered numbers. The operation is the same as the Dialed.

##### **4.3.3. Missed calls**

Display the list of your recent missed numbers. The operation is the same as the Dialed.

##### **4.3.4. Rejected calls**

Display the incoming call records in the blacklist. The operation is the same as the Dialed.

#### 4.3.5. Delete All

You could delete all the records of the Dialed, Received, Missed and Rejected.

#### 4.3.6. Call timer

Display information details of SIM1/SIM2: Last Call, Received Calls, Dialed Calls, and All Calls. Press left soft key to "Reset".

#### 4.3.7. Call Cost

Press up/down navigation key to check: All Costs, Max Costs, Cost Rate, and Cost Reset.

Prompt: The call expense function shall be supported by the network operator. The design of the charging unit and the phone rate limit shall require you to input the PIN2 code. Please contact with your network operator to achieve the password.

### 4.4. Settings

You can customize the settings, such as time and date, language, call settings etc.

#### 4.4.1. Call Settings

##### ■ Dual-SIM

- Set Dual Sys Call Forward
- Standby mode: Only SIM1 Open/ Only SIM2 Open/ Dual SIM Open
- Main SIM Settings: Call/ SMS/ Internet/ Prompt Dial/ Original SIM Reply
- Set SIM Name: You can set any name you like as the name of SIM card slot.
- Dual SIM Settings Wizard
- Help

##### ■ Network selection:

This function can let you select the network manually or automatically when the phone is in the roaming state. You can use this function only after you have made an effective roaming.

Select SIM1/SIM2 and then access:

- Auto Select: Press the left key and Ok, the mobile phone will search various networks. This operation will let your phone register the most suitable network.
- Manual Select: Press the left soft key and Ok, the mobile phone will search

various networks. You can select the suitable network from the listed networks.

■ **Call divert:** When “call divert” function is started up, you can transfer the incoming call to voice inbox or other phone number according to the scheduled “call divert” conditions.

- Unconditional transfer: All incoming calls will be transferred to voice inbox or other phone number according to the setup.
- Divert If Busy: When your number is busy, the incoming calls will be transferred to voice inbox or other phone number according to the setup.
- Divert If No Answer: When there are missed calls in your phone, they will be transferred to voice inbox or other phone number according to the setup.
- Divert If Unreachable: When your phone is power off or out of the service area, the incoming calls will be transferred to voice inbox or other phone number according to the setup.
- Cancel All Diverts: You can delete all settings of call divert.

■ **Call barring:** All outgoing calls, incoming calls, roaming incoming calls, international outgoing calls, roaming international outgoing calls are available.

- All outgoing calls: Activate/Deactivate/Check Status
- All incoming calls: Activate/Deactivate/Check Status
- Incoming when roam: Activate/Deactivate/Check Status
- All Intl Outgoing: Activate/Deactivate/Check Status
- Outgoing Intl Roam: Activate/Deactivate/Check Status
- Cancel all barring: Cancel all restrictions on the call.
- Change Password: You can consult your network operator about the call barring password.

**Prompt: The above-mentioned function will have to need network support. To use the function, please contact your network service provider.**

■ **Call waiting:** You can start up or shut down the function. When it is started up, even when you are making a call, you can also receive another income call.

■ **Hide ID:** This function must be supported by network.



#### Select SIM1/SIM2

- Hide ID
- Display ID
- Display ID by Network

■ Select line: There are two lines can be selected: line 1 and line 2. But the function just for the phone which has one SIM card and two numbers. If your phone is not the type like that, please just select line 1, because if you choose line 2, dialing will be limited.

#### Select SIM1/SIM2

- Line 1
- Line 2

■ Flight mode: You can start up the function directly or choose when power on. It is used on flight. When flight mode is working all the functions connect with network, such as SMS, dialing back, WAP network, will be unavailable, to avoid interfering the signal of the flight you take.

- Active
- Select When Power On

#### ■ Others:

##### —50 sec voice call alert

- Activated
- Off

##### —Alert for voice call connected

- Answer/Reject mode
- Auto redial

—Auto call record – After making it activated – It will start recording all incoming & outgoing calls

#### 4.4.2. Phone settings

■ Time and Date: You can set up the date and time on the phone as well as their display mode.

- **Select Language:** You can select phone language.
- **Shortcut settings:** You can set the menu when you press right softkey to enter in standby interface.
- **Auto Power on/off:** You can set the time and repeat mode of power-on and power-off.
- **Power management:** You can view the electric quantity of your battery.
- **Restore factory settings:** You can restore part of the phone settings as factory settings. The default code of restoring factory settings is: 0000.

#### **4.4.3. Display settings**

- **Wallpaper settings:** You can set as default wallpaper image as well as more other wallpaper images.
- **Idle screen style:**
  - — Standard style
  - — Smart style.
- **Idle display settings:**
  - — Time & date
  - — Network name
  - — Today schedule
  - — Custom word
- **Contrast:** On the screen backlight interface you can set different lightness of your phone by pressing the left/right direction key.
- **Backlight:**
  - — Always on
  - — 30seconds
  - — 20seconds
  - — 15seconds
  - — 10seconds
  - — 5seconds
- **Keypad light:**
  - — 20seconds
  - — 10seconds

- 5seconds
- night mode
- Off
- Animation effect
  - Power on animation
  - Power off animation

#### 4.4.4. Security settings

##### — PIN

You can start up, shut down or modify PIN code. Correct PIN code shall be input when you unlock or shut down PIN code. If PIN code verification is started up, each time when you switch on your phone, you will have to input PIN code. If you input mistaken PIN codes three times in a row, SIM card will be locked. You will have to get PUK1 code to unlock it. Please contact network operator to get PUK1 code when necessary.

##### — PIN2

You can review PIN2 code. For details, please contact network operator.

##### — Privacy Protection

You can review privacy protection password. Besides, you can also set passwords for some menus, in this way, you will have to input password each time when you desire to open the menus.

The default password of privacy protection mode is 0000.

##### — Auto Keypad lock

- Deactivate
- 5 sec
- 15 sec
- 30 sec
- 1 minute
- 5 minutes

##### — Lock screen by end-key

- Activate
- Deactivate

## 4.5. Multimedia

### 4.5.1. Image browser

Enter the images list interface, press left soft key, you could go on the following operations.

- Change folder: change the images folder.
- Slide play: view this file as full screen.
- Delete: delete this image.
- Set image as wallpaper: set this image as wallpaper
- Rename: rename the file
- Mark: choose the image or all of the images.
- Details: to show the images details.
- Slide settings: to setup the slide about effect and slide delay time.

### 4.5.2. Video recorder

This feature is used to record the video

Settings:

- Banding: You can set as 50Hz or 60Hz..
- Audio: You can set as on or off.
- Display parameters: You can set as on or off
- Storage: You can save it to the Phone or memory card.

### 4.5.3. Audio Player

This phone could play the MP3 stored in the phone memory and support the background play.

Press the left soft key or "OK" key to enter and use the Navigation keys to operate the MP3 player.

Press up key and down key to adjust volume. Press left soft key to access Options:

On the audio player interface, move cursor to the shortcut keys on the screen, you could rapidly operate the MP3 functions.

Under the MP3 list interface, press left soft key, then you can do operations as follows:

- Music lists: Display all the MP3 or the play list you've saved.
- Music mark: Mark the selected MP3 to play.
- Add: Add the selected MP3 to the list.

--Set as ring: Set the selected MP3 as the call ring or alarm ring of the incoming call.

--Play mode: Selected the play mode repeat or shuffle.

--Settings: Set the music equalizer or lyrics display.

--Settings: Set the music equalizer or lyrics display.

--Exit: Return to previous menu.

#### **Prompt:**

**In the main interface of ‘Play MP3’ press hang-up key to return, the background broadcasting status will remain and the standby interface will display the name of the music played in circulation.**

#### **4.5.4. Video Player**

This phone supports the video format of 3pg, AVI and mp4.

Enter the video play list interface, press left soft key, you could go on the following operations.

--Play list: to show the video files.

-- Full screen play (Press 1 key to Full screen & back key to return from full screen)

-- Order play: You can set as open or close.

--Set as: You can set the video file as power on animation or power off animation

--File attribute: to show the video file details.

#### **4.5.5. FM Radio**

You can listen to FM radio freely. Enter the radio interface, search the frequency automatically by pressing the up and down direction keys, and change previous or next channel by pressing the left and right direction keys.

On the interface of the Radio playing, press left soft key you could enter the options menu and do operations as follows:

--Auto search and save: Search frequency available automatically and save it to broadcasting station list.

-- Channel list: You can view all the broadcasting stations you saved.

--Save: Save the frequency you searched to the list.

--Manual search: Search the broadcasting station by input frequency manually.

--Open speaker: You can start up loudspeaker to make the sound louder.

--Background play: When the function is on, you can do other operations while listening to the radio.

**Prompt: Please connect with the earphone before you listen to the radio.**

#### **4.5.6. Recorder**

Use this function you can record or listen to your own record. The record file format: wav.

Press left soft key and select "record". You can also do the following.

- Start to record: Select "record" and continue the following steps;
- Records file list: Select "records list".

Enter "record" interface, move the cursor to the record icon and press OK key to record. During the process, press left soft key can make a pause, press it again will continue the record. Press right soft key can stop and save the record. You can press left soft key again and do the following.

- Audition: Audition the tape you just recorded.
- Record again
- Delete: Delete the tape you just recorded.
- Record file list: Enter the tapes list.

**Prompt: Call record will be saved in the Audio folder of memory card.**

#### **4.5.7. Games**

- New Game: You can start a new push cases game.
- Continue: You can continue to play the game you didn't finish last time.
- Select Scene: You can choose the level of the game.
- Help
  - Fun zone\*
    - Cricket Alerts
    - Love Guru
    - Naughty Jokes
    - Mehefil-e- Timepass
    - Astrology pack

- Art of Living
- Daal Mein Kala
- Friends Chat

\*Third party application, Operator based services. Data charges may apply.

## 4.6. File Manger

You can check the specific content and service condition of the phone memory via this function. Meanwhile, you can format memory, too.

Choose one folder and press left soft key, then you can operate as follows:

1. New folder: Create a new folder.
2. Delete: Delete the folder.
3. Detail: Check details of the folder, name, date, size, position and so on.
4. Edit: Re-name or copy the folder.
5. Search: Search the file in the folder.
6. Sort: To sort according to name, date, size and type.
7. Mark: Mark one or all the folders in phone memory.
8. Capacity Enquiry: View the service condition of the phone memory. In this interface you can format the phone memory by pressing left soft key, but this operation will cause the data in it lose forever.

Prompt: There is no own memory capacity in the phone.

## 4.7. Organizer

### 4.7.1. Calendar

You can use this feature to view the year, date and solar term easily. Use up/down/left/right direction key to navigator other date.

#### — New Schedule

- Name: Enter the schedule name.
- Date: Edit the schedule date.
- Time: Edit the schedule time
- Ring: Fixed rings: Ring1/ Ring2/ Ring3/ Ring4/ Ring5/ Ring6/ Ring7/ Ring8 /More Rings
- Freq: Set Freq: Once/ Everyday/ Every Week/ Every month/ Every year/ No Awake.

- **Deadline:** Press left soft key to save and right soft key to return.
  - View Schedule
  - All Schedules: Display all schedules.
    - Check
    - Edit
    - New Schedule
    - Delete
    - Delete All
  - Clear Today Calendar: Delete today schedule.
  - Clear All: Delete all schedules.
  - Go to Date: Enter the Solar calendar and it can go to the date you want to check.
  - By Week
    - New Schedule
    - View Schedule
    - All Schedule
    - Clear Today Calendar
    - Clear All
    - Go to Date
    - By Month

#### **4.7.2. Alarm**

You can edit alarm, time, ring and repeated ring mode.

In “ alarm edit” mode, you can scroll up or down direction key, when the cursor goes to the desired option, press “OK”, then you can select desired settings.

The alarm clock feature sounds an alert at a time you specify.

- Alarm1
  - Edit: Set alarm of name, time, ring and mode.
  - Enable/Disable: Set alarm1 activate or deactivate.
- Alarm2: Refer to "Alarm1".



— Alarm3: Refer to "Alarm1".

### 4.7.3. Calculator

The function will make your device a calculator with which you can carry out simple math calculation.

Write by stylus to enter the numbers. Use following direction keys to calculate:

Up, down, left, right key: +、-、×、/

OK key: Show the calculation result.

\* Key: Decimal point

### 4.7.4. Torch Light

Setup the torch light activate or deactivate.

### 4.7.5. STK

Enter STK submenu, you can use the additional services that the network service operator provided.

The device has STK function. The service is provided by network operator. If SIM card or network operator fails to provide the service, the function can not be available. Contact network service operator, if you want to have more information.

## 4.8. Camera

The device is used to take photo. You can take photo at any time and save the photo in the memory card. The photo can be used as wallpaper of your device.

You can view the photo on screen and press camera key to get a picture. Press left/right direction key to adjust menu settings; press OK key to get the picture:

- Size: You can set the photo image size.
- Profiles: You can set up the image modes as normal and night.
- Brightness: Six levels of brightness are available.
- Contrast: Six levels of contrast are available.
- Exposure bias: Six level of exposure compensation are available.
- White balance: You can set as automatic white balance, incandescent lamp, fluorescent lamp, sunlight and cloudy.
- Delay: You can set up the timer as: Forbidden, 3S and 10S.
- Effect: The special effect can be classified into: normal, black and white, red, green, blue, yellow, canvas and negative.

In camera preview interface press left soft key you can enter options menu as

follows:

- — Gallery: Enter into image browser list.
- — Settings:
  - Quality: There are three options in photo image quality: High, Normal and Brief. The default mode will be “High”.
  - Banding: You can set as 50Hz or 60Hz..
  - Shutter sound: You can set up the sound of shutter as: Active or Deactive.
  - Auto save: You can select “Active” or “Deactive”.
- — Storage: You can save it to the Phone or memory card.

Prompt: Observe photographing related local laws and regulations. Do not use the function in illegal way.

#### **4.9. User Profiles**

You could set different scene modes.

- Standard
- Silent
- Vibrate
- Low ring
- High ring and vibrate

You could active, settings, rename or enhance ring.

#### **■ Ring Settings**

- SIM1 call ring: You could set the ringtone of SIM1 into fixed tone or more tones.
- SIM2 call ring: You could set the ringtone of SIM2 into fixed tone or more tones.
- SIM1 msg ring: You could set the message tone when the SIM1 receives the message.
- SIM2 msg ring: You could set the message tone when the SIM2 receives the message.

#### **■ Adjust Volume**

- Incoming ringtone: You could set the ringtone volume when there is an incoming call.
- message ringtone: You could set the ringtone volume when there is an incoming

message.

- Earpiece volume: You could set the volume when you are calling.
- Alarm volume: You could set the volume of the alarm clock when it rings.
- Power on/off volume: You could set the volume when power on or power off.

#### ■ **Call Alert**

You could set the incoming call alert for the SIM1 and SIM2 and there are five options for you to choose: ring, Silent.

#### ■ **Message Alert**

You could set the incoming message alert for the SIM1 and SIM2 and there are four options for you to choose: ring tone, Silent.

#### ■ **Alarm remind**

You could set the alarm clock alerts into ring, silent.

#### ■ **Keypad Tones**

You could set the keypad tone into silent, ring tone 1.

#### ■ **Battery Low alert**

You could set to start or close the low voltage alarms. After starting this function, when the electric quantity of the battery is low, the low voltage alarm will ring.

#### ■ **Power on/off tone**

You could set the tones when starting up and shutting down the phone.

### 5. **Text Input**

The device provides several text input modes so that you can write text or input data in your “contacts”, edit “contacts” record, search English names and write SMS and to-do list.

In “text input” mode, if you want to change the input way, you can press “#” key. The selected input way will appear on the top left of the screen.

#### **Letter (Capital, Normal)**

Enter edit page, press “#” and switch the input mode to “letter”, then press the keys on keypad, selected letters will appear on the screen.

Press the number key can get the first letter marked on the key, press twice quickly can get the second letter marked on the key. Similarly, if the letter you want to input have the same key with the former letter, please wait until the cursor appears again, then input the new letter.

For example, if you want to input “ok”, you need to press the “6” key three times continuously and get “o”, then press the key “5” twice, “k” will appear on the screen. Press right soft key, you can delete the text you input.

### **Number**

Enter “edit” mode, press “#” key you can change the input way to “number”. Then press the keys, number will appear on the screen. The key 0-9 separately represents the figure from 0 to 9. You can press corresponding key to get desired number. Press right soft key can delete the number you input.

### **Punctuation**

Enter the “edit” mode, press key “1”, the punctuations will appear. You can scroll the direction key so that the cursor can select desired punctuation. Press left soft key can select the desired punctuation.

## **6. Care and Maintenance**

### **Maintenance of battery**

- Your device is powered by a rechargeable battery. It is necessary to have the battery charged when it is going to wear out. The full performance of a new battery is achieved only when it is fully wore out.
- Unplug the charger from the electrical plug and the device when not in use. Do not leave fully a charged battery connected to a charger over a week, since overcharging may shorten its lifetime.
- Temperature tends to affect the limit of battery to be charged. Therefore, it is necessary for the battery to be cooled or warmed before it is charged. If the temperature of batter exceeds 40°C ,the battery cannot be charged.
- Use the battery only for its intended purpose and avoid short-circuiting. Accidental short-circuiting can occur when a metallic object causes direct connection of the positive (+) and negative (-) terminals of the battery.
- Do not use damaged battery.
- Leave the battery in hot or cold places will reduce the capacity and lifetime of the battery. A device with a hot or cold battery may not work temporarily, even when the battery is fully charged.
- Do not dispose of batteries in a fire as they may explode. Dispose of batteries according to local regulations.

### **Care of maintenance of your device**

The suggestions below will help you protect your warranty coverage.

- Keep the device and accessories out of the reach of small children.
- Keep the device dry. All types of liquids or moisture will corrode electronic circuits.
- Do not store the device in hot areas. High temperatures can shorten the life of electronic devices and warp or melt certain plastics.
- Do not attempt to open the device other than as instructed in this guide. Non-professional handling may damage the device.
- Do not use harsh chemicals or strong detergents to clean the device.
- Use only the supplied or an approved replacement attachments, for the unauthorized ones could invalidate the warranty of maintenance.

## **7. Additional Safety Information**

Remember to follow any special regulations in force and use the device only in its normal operation positions.

### **Traffic Safety**

- Unless there is an emergency, otherwise do not use the device when you are driving a vehicle without safety wireless equipment. Please park the vehicle in a safe place before you use the device in order to guarantee that you pay all attention to drive. Observe related regulations.
- In case there is no adequate protection, certain electronic systems of the vehicle may be affected by the electric wave of the device.
- You are suggested to use the device only in vehicles with antenna.
- Only qualified personnel should install the device in a vehicle.

### **Aircraft Safety**

Switch off your device before boarding an aircraft. The use of wireless teledevices in an aircraft may be dangerous to the operation of the aircraft, disrupt the wireless telephone network, and may be illegal. The GSM service will be unavailable. When you are in flying aircraft, using your device is prohibited.

### **Environment Safety**

- Remember to follow any special regulations in force in any area, and always switch off your device when its use is prohibited or when it may cause interference or danger.
- Operation of any radio transmitting equipment, including wireless phones, may interfere with the functionality of inadequately protected medical devices. Consult a physician or the manufacture of the medical device to determine if you have any questions.

- Your device may interfere with some hearing aids, pacemakers and other medical devices. Please obey the suggestions provided by physicians or medical device manufacturers.
- You are suggested to switch off the device in any area with potentially explosive atmosphere, such as gas station, chemical factories etc.
- Observe restrictions on the use of radio equipment.

S No.	State	City	Service Locator Name	Contact Name	Address	Contact Nos.	Email Address
1	AP	Banderde wa	Hi Tech	Wasim Ahmed	Boro Mahajan Building, Po Banderdewwa, Near Bluehill Bus Counter, Distt. Papum Pare	943604 2425	capaltvservice@gmail.com
2	AP	Adoni	Sai Cell Solutions	K.rama Subbaiah	Bhavana Hospital Complex, Opp.-kotla Circle,m.m. Road, Adoni	970326 5876	sailemon.adoni@gmail.com
3	AP	Anantapur	Bharathi Mobile Shoppe	Dhanunjaya Reddy	# 11/40, Ladies Club Bldg, Subash Road, Anantapur.	986634 7317	tdreddy123@gmail.com
4	AP	Ananthapur	R.k. Mobile Services	Mr. Pavan Kumar	R.k Mobiles Service, Shop No:1, 1st Floor, Opp-muni Rathnam Motors, Beside Professional Courier, Kamala Nagar, Raju Road, Anantapur-515001	988590 8738	rksol.kur@gmail.com
5	AP	Eluru	Excellent Mobiles	K N V Krishna Rao	Near Vaibhav Jewellers, Main Bazar, 1 Town, Eluru, Andhra Pradesh	944141 4874	excellentmobileseluru@gmail.com
6	AP	Guntur	Vasavi Associates	Vvssmanikaya Rao	4/1, Arundelpet, Opp. Ing Vaysa Bank, Guntur, Andhra Pradesh	988539 0817	jobsheet-9@gmail.com
7	AP	Hyderabad	Prime Tech Services	Shyam Sunder	Rajnigandha Apartments, Chaitanyapuri, Shop No.-8, Opp. Chaitranapuyri Bus Stop, Dilsukhnagar, Hyderabad, Ap.	984999 0038	shyam0038@yahoo.co.in
8	AP	Hyderabad	Hi Fi Mobile	Mr.satish Reddy	# 6-133 Opp: Hetero Pharmacy, Dwarkapuri Colony,chintal, Hyderabad.	929150 3773	satishreddy.goli@yahoo.com

S No.	State	City	Service Locator Name	Contact Name	Address	Contact Nos.	Email Address
9	AP	Kadapa	S V Technologies	Ravikumar	Door No-1/331, maruthi Nagar, national Lodge Complex, Opp: New Apsrtc Busstand Ingate, Kadapa	939699 9044	sv.kadapa@gmail.com
10	AP	Karimnagar	Sagarika Technologies	Mrs. Sagarika	# 2-8-40, Circus Ground Lane, Mukarampura, Karimnagar.	986642 3456	sagarika.technologies@yahoo.in
11	AP	Karimnagar	Om Mobiles	G. Gyanender	2-9-44/7, Siti Cable Lane, Jammikunta, Distt.-karimnagar, Andhra Pradesh	984986 9285	om.jmkt@gmail.com
12	AP	Khammam	Laxmi Sreenivasa Enterprises	Mr. V.mahendran adha Reddy	H.no.9-7-37, Opp. Masjid, Kasba Bazar	984983 6531	lemonkmm@gmail.com
13	AP	Kurnool	Anwar Communication	Mr. Zakir	C/oanwar Mobiles Service Centre, Shop No. 9 , Bhupal Complex , Park Road , Kurnool	986602 6731	anwar_marketing@yahoo.com
14	AP	Mahbub Nagar	Sri Chakra Mobile	Anil Kumar	Shop No. 4 , Shareef Complex , Nr. New Bus Stand, Mahbub Nagar.	939633 3111	srichakramobile@yahoo.com
15	AP	Mancheriyal	Sri Sai Communication	Rajesh	Shop No. 08, Mounika Complex, Bellampally Chourasta,mancheriya l.	939414 3420	lg.rajesh09@gmail.com
16	AP	Nalgonda	R.s. Communication	Mr. Raju	6-5-3, Viswalaxmi Complex, Beside Aircel Office, Hyderabad Road, Nalgonda.	988539 9868	rsserv4comm@gmail.com
17	AP	Nandyal	M.v. Distributors	M. Chandramouli	# 3-185, Bairmal Street, Nandyal, Kurnool District.	984984 0006	m.vdistributors@yahoo.co.in
18	AP	Nellore	Tirumalaa Electronics	S Naga Praveen	D No.-16-2-268, Behind Mayuri Restaurant, Pogathola, Nellore.	934703 3153	tirumalaaelectronics@gmail.com



S No.	State	City	Service Locator Name	Contact Name	Address	Contact Nos.	Email Address
19	AP	Ongole	Sri Chakri Mobiles Plaza	K.chakradhar	Shop No 3, C.v.n. Complex, Opp:thatha Building's, Sivalayam Road, Ongole, Prakasam Dist. Andhra Pradesh	800835 0555	chakrihpb@gmail.com
20	AP	Secunderabad	Saaroopya Mobiles	Subramanyam	# 3-4-126,beside Janapriya Bus Stop, Annapurna Colony,main Road,mallapur.	970466 5166	saaroopyamobiles@gmail.com
21	AP	Secunderabad	Sri Sai Comm.	Mr.mani	1-7-301, Shop No.-26, Hardy Complex M.g.road.	324364 63	srisaicomunications.service@gmail.com
22	AP	Srikakulam	New Vision Comm.	Srinivasarao.	Nehru Road, Upstair Plastic World, Srikakulam.	984922 8121	nuuvuvision@rediffmail.com
23	AP	Tirupathi	Cmt Communications	K.teja	# 13-7-796-14-b, Tuda Office Road, Tirupathi	939362 0209	cmt.tirupathi@lemonmobiles.com
24	AP	Vijayawada	Vashnavi Technologies	V.satyanarayana Rao	Flat No 105, Rajsree Apartments, # 29-4-20, Kodandaramireddy Street, Beside Ing Vysa Bank, Governorpet.	994994 1400	satyan20_v@rediffmail.com
25	AP	Visakhapatnam	Arun Cell Care	N.g. Arun Kumar Swamy	D.no: 47-3-18/5, Shop No: 05, Sri Nilaya Complex, Dwaraka Nagar 5th Lane Visakhapatnam.	988503 6143	aruncellcare@yahoo.in
26	AP	Warangal	Siri Agencies	Mr. Raghu Babu	F9 Shutter 2nd Floor, Kr & Ms Reddy Complex, Hanmakonda, Andhrapradesh	934631 1223	raghunallapu2010@gmail.com
27	AP	Warangal	S.s. Bharti Communication	L. Sudarshan Rao	8-9-100/12, Victory Estate, J.p. N Road, Chourastha, Andhra Pradesh.	934655 2223	ssbharti05@gmail.com

S No.	State	City	Service Locator Name	Contact Name	Address	Contact Nos.	Email Address
28	Assam	Barpeta	New Micro Solution	Manash Kr. Mandal	Saradha Complex,durgabari Road,barpeta Road,barpeta	908532 7767	m_solution05@yahoo.co.in
29	Assam	Champaguri	D M Mobile Care	Pabtira Das	Champaguri, Road No.-8, Opp. Bimal Engineering, P.o.+p.s.,distt.-bongaj aom	970602 3177	phyprabin@yahoo.co.in
30	Assam	Dhubri	Mahabir Electronics	Bibek Jain	Opp.-shahitya Sabha, G.I.b Road, Dhubri	986436 1236	amit_ajmera25@yahoo.in
31	Assam	Dibrugarh	Speednet @ Ajmera	Mr. Kamal Kishore Jain	Ajmera House, Thana Charali, Dibrugarh	943503 0660	speednet.dib@lemonmobiles.com
32	Assam	Dibrugarh	Gem Palace Trading	Deepak Ranasaria	Keshan Market,opp. Ranghar Cinema Hall,h. S. Road,dibrugarh-1	943533 0061	gem.dibrugarh@lemonmobiles.com
33	Assam	Golaghat	Mobile Care	Ranju Dev	Near Garodia Hardware Store,dhodar Ali (main Road),golaghat,	940129 208	rajudev72@gmail.com
34	Assam	Guwahati	Multitrack	Ka;ro Dutta	Bora Service Station, G S Road, Guwahati	956444 4684	multitrack_ghy@rediffmail.com
35	Assam	Guwahati	Mobile Solution	Piyush Jain	Mobile Solution C/O Ahmedbuilding H.b Road Fancy Bazarguwahati -1	943511 2420	piyushsarawgi@rediffmail.com
36	Assam	Hojai	B.s. Cell Point	Mr. Bapan Saha	Dadabhai Shopping Center, Main Road , Hojai,	367425 0002	bscellpoint@yahoo.com
37	Assam	Jorhat	Mahabir Electronics	Avinash Dutta	Opp. Balaji Canvas Store, J.b.road,	995498 3294	avinashjrt@gmail.com
38	Assam	Nagaon	R T Service	Usha Das	Room No.-27, 1st Floor, Market Complex, Nurul Amin Stadium, Nagaon	943595 9507	rtservice.ngg@gmail.com
39	Assam	Silchar	Digital World	Mr. Raj Kumar Singha	Raja Bajar Complex (shop No 12b), Circut House Road (oop D.s.a ), Silchar 1	995416 035	<digitalworldsilchar.lemon@yahoo.in

S No.	State	City	Service Locator Name	Contact Name	Address	Contact Nos.	Email Address
40	Assam	Sivasagar	K.r.enterprises	Isfaqar Rahman	Babupatty,near Icici Bank, Sivasagar,assam	987078 688	issagrahman@yahoo.com
41	Assam	Tinsukhia	Netsol Tinsukhia	Mr. M.d. Shakil	Tda Central Plaza, 1st Floor, Tinsukhia	943541 2475	netsoltinsukia@yahoo.co.in
42	Bihar	Ara	Baba Mobile Care	Binod Kumar Ojha	Pratap Palace, K.g. Road, Ara, Bihar	938674 1201	evergreenbinod@gmail.com
43	Bihar	Araria	Shiv Shakti Enterprises	Ranjeet Kr Bhagat	Bhagat Market, A.d.b. Chowk, Araria, Bihar	993137 3067	mmxshivshakti@rediffmail.com
44	Bihar	Begusarai	Shivam Fonex	Amit Kumar	Market Today, Kachahri Chowk, Begusarai, Bihar	930853 0175	shivamfonexbgs@gmail.com
45	Bihar	Bhagalpur	Om Mobiles	Mr. Om	Opposite Sai Dignosis Centre,over Servo Oil Shop,katras Road, Dhanbad	970935 9520	ommobilesbgp@gmail.com
46	Bihar	Buxar	Maa Mangla Enterprises	Stish Kumar	Bhojpur Khadi Gramodyog, Bari Bazar Road, Civil Lines, Buxar, Bihar	943144 1104	k.sat_9431441104@rediffmail.com
47	Bihar	Champran	Pratap Communication	Ravi Pratap	Church Road , Near St Marry School ,bettiah W. Champran, Bihar	993107 3296	pratapcommunication@yahoo.com
48	Bihar	Chapra	I T Services	Prashant_sri vastava	Behind Bank Of Broad Atm, Municipal Chowk, Chapra, Bihar	933425 8701	itservices.chapra@gmail.com
49	Bihar	Darbhanga	Tamana Enterprises	Parwez Ahmed	Shop No.-3, Shivam Complex, Kathalwadi, Darbhanga, Bihar	954633 4444	servdrb@gmail.com
50	Bihar	Jamui	Kajal Music Centre	Birendra Kumar Gupta	Krishnapatti Chowk, Maharajganj, Jamui, Bihar	993107 3706	birendrakumargupta08@rediffmail.com
51	Bihar	Katihar	S.b.d. Enterprises	Mr. Sunil Kumar Meghani	C/o Meghani Pay Phone, Binodpur, Opp.krisha Agency, Katihar	943022 9300	meghanitelecom@redmail.com
52	Bihar	Khagaria	Uma Mobile Corner	Vishal Anand	Lakshmi Cinema Road, Khagaria, Bihar	920403 2260	uma.khagaria@lemonmobiles.com

S No.	State	City	Service Locator Name	Contact Name	Address	Contact Nos.	Email Address
53	Bihar	Kishanganj	Albaksh Enterprises	Ajay	Dey Market, Kishanganj, Bihar	938648 2700	mobileplaza2000@rediffmail.com
54	Bihar	Madhepura	Mobiles Care	Sanjay Kumar	Main Road, Opp.- Adb Bank, Madhepura, Bihar	993952 5204	sanjaymobilecare@gmail.com
55	Bihar	Mohnia	Chandigarh Infosys Computer Institute	Kyamudin Ansari	Near Power Grid, Bhabhua Road, Mohania, Kaimur Bihar.	903121 8255	kyamu4969@rediffmail.com
56	Bihar	Motihari	Tirupati Traders	Rakesh Kumar	Ansari Complex, Shop No.-6, Areraj Road, Balua Chowk, Motihari, Bihar	938659 8941	tirupati.motihari@tgmobiles.com
57	Bihar	Munger	Shyam Priya Mobile.com	Prem Sharma	Dindayal Chowk, Chowk Bazar Munger, Bihar	930480 8494	joshi.vinayak2@gmail.com
58	Bihar	Muzaffarpur	Sai Enterprises	Mr. Sanjeev Kumar	Kacchi Sarai Road, Near Kanhauli Naka, Muzaffarpur.	993155 4863	saienterprises501@yahoo.co.in
59	Bihar	Patna	S S Services	Pramod Kumar Singh	Shop No.-102, 1st Floor, Kaushliya Estate, Dakbunglow Road, Patna, Bihar	995559 4981	s.s.1services1@gmail.com
60	Bihar	Patna	B.m. Trading	Brajesh Kumar Singh	Shop No. 19, Kumar Tower, Boring Road Crossing,	933490 8375	bmtrading@sify.com
61	Bihar	Patna	Mobile Care	Ritesh Jain	Parjit Complex, Dak Banglow Crossing, Patna, Bihar	933411 4257	mobile_care@rediffmail.com
62	Bihar	Patna	Vinayak Mobile Care	Mr.sushil Tiwari	207, Pandey Mall, Above Vishal Mega Mart, Fraser Road, Patna	938659 6300	shreejeshpatna@gmail.com
63	Bihar	Purnia	Vinayak Enterprises	Mr.raja	Rajni Chowk, Bhatta Bazar, Purnia	966103 5141	lemonpurnia@rediffmail.com
64	Bihar	Saharsa	Maa Pavitri Telecom	Lalan Kumar	Bangow Road, Near Rupawati High School, Saharsa, Bihar	993137 3588	lalan588@gmail.com

S No.	State	City	Service Locator Name	Contact Name	Address	Contact Nos.	Email Address
65	Bihar	Samastipur	Chaudhary Communication	Abhinav Kumar	Dimond Plaza Station Road, Rambabu Chowk, Samastipur, Bihar.	979822 8720	pintu28183@gmail.com
66	Bihar	Sasaram	Mobile Point	Suresh Pd. Singh	Laxmi Market, Gandhi Path, Sasaram, Bihar.	943107 5885	suresh.prasad38@gmail.com
67	Bihar	Sitamarhi	Suraj Mobile & Repairing Centre	Sanjeev Kumar	Old Bus Stand, Sursund Road (near J J Hospital), Sitamarhi	997329 8888	suraj.1max@gmail.com
68	Bihar	Vaishali	Varaities	Surendra Kumar Chaudhary	Cinema Road, Hajipur, Vaishali, Bihar.		varaities_hjp@yahoo.com
69	Chattisgarh	Bilaspur	Vasu Mobile Repairs	Laxmi Narayan Gupta	In Front Of Shyam Talkies, Bilaspur (c.g.)	982655 1593	lalumobile@yahoo.com
70	Chattisgarh	Korba	Ideal Mobile & Computer	Dilip Kumar	Shop No.-2, Plot No.-781, Kamla Complex, Subhash Chowk, Opp.-pushplata Gurdan, Niharika Korba	982749 4129	sudeshwardewangan@yahoo.com
71	Chattisgarh	Raipur	Vaishnavi International	Nitin Sharma	Sakharam Moolchand Badha, lohar Dukan Ke Baju, Jalta Chowk, Jorapara, Raipur,	942420 7574	vaishnavinternational@hotmail.com
72	Delhi	Delhi	Mobile Planet	Shri Krishan	19-20 Second Floor Conner Market Malviya Nagar New Delhi	405297 88	krishmohan74@yahoo.in
73	Delhi	Delhi	Abhi Services	Abhishek Sharma	G-20/215, Sector-7, Rohini	989106 5105	abhi5277@yahoo.com
74	Delhi	Delhi	Care First Telenet Pvt. Ltd.	Nitin Jain / Sanjeev Juneja	153/d, Opposite Gita Bhawan, Kamla Nagar, Delhi.	989123 3332	carefirst.telenet@yahoo.in
75	Delhi	Delhi	Vitage Computech Dot Net	Mohit	A-89, West Patel Nagar, New Delhi	921200 5152	vitagecomputech@gmail.com

S No.	State	City	Service Locator Name	Contact Name	Address	Contact Nos.	Email Address
76	Delhi	Mayur Vihar	Vaishnavi Services	Arun Tyagi	A-1, Acharya Niketan, mayur Vihar, Phase-1, New Delhi	981088 8885	vaishnavi.services@gmail.com
77	Goa	Margao	Unique Tele Services	Parmanand Telaginamani	A-19, Basement, Osia Commercial Arcade, Near Ktc Bus Stand	932613 9768	unique.margao@lemonmobiles.com
78	Gujarat	Ahmedabad	S K Services	Rachana K Patel	214, Prathibha Complex , 2nd Floor Opposite , Gandhigram Railway Station Ellisbridge Ahmedabad	990404 3477	sk.services24@gmail.com
79	Gujarat	Anand	Jay Zulelal Telecom	Ramesh	24, Apna Bazar, Municipal Shopping Center, Near Ice Factory, Anand, Gujarat	999878 3453	dipesh_thaker2002@yahoo.com
80	Gujarat	Bhavnagar	Mobilet Services	Mihir Vajaria	Gf-21, Business Centre, Rupam Chowak, Bhavnagar, Gujarat	982545 3555	mobilet_services@yahoo.com
81	Gujarat	Dahod	Bhakti Mobile	Jagdish G Jethwani	Near Post Office, station Road, dahod, rajasthan	955884 4333	bhaktimobile@hotmail.com, manishtahod@yahoo.com
82	Gujarat	Godhra	Padmavati Communication	Mr. Manas Maheshkumar Shah	Gf-7, B N Chambers, Nr Police Headquarters, Godhra	942854 5305	godhra.service@gmail.com
83	Gujarat	Himmat Nagar	Satyam Infotech	Kalpesh Kumar N. Chaudhary	F-7, Ganesh Chambers, Civil Circle, S.t.road, Himmat Nagar, Gujarat-383001	972392 7976	kalpeshchaudhary@yahoo.co.in
84	Gujarat	Jamnagar	Krishna Mobile Point	Ranipa Hiren	Limda Lane, Jamnagar, Gujarat	917377 7770	hiren.patel32@yahoo.com
85	Gujarat	Old Ahmedabad	Perfect Communication	Rajesh K Shah	10, Shankar Shopping Centre, Near Water Canal, Opp. Rudraksh Complex, Odhav-15, Old Ahmedabad. Gujarat	982500 9490	p_communication92@yahoo.co.in

S No.	State	City	Service Locator Name	Contact Name	Address	Contact Nos.	Email Address
86	Gujarat	Rajkot	K.k. Mobile Zone	Kaushik G. Shah	Kaveri Complex, Shop No.-1-5, 20, New Jagnath, Yagnik Road, Rajkot, Gujarat.	989862 8269	kk_cool2002@yahoo.com
87	Gujarat	Surat	Kash Peripherals	Upendra Rangrej	06/669, Lal Darwaja, Moti Sheri	982411 2347	upendra@kashperi.com, upendra_rangrej@yahoo.com
88	Gujarat	Vadodra	Krishna Mobiles	Mr. Keyur Ghandhi	Gf-23, Blue Diamond Complex, Fatehganj	989804 0108	keyur_mobile@yahoo.com
89	Haryana	Ambala Cantt	Bee Ess Aar Communication	Rajiv Gupta	27th First Looor, M.c. Market, Behind Nigar Cinema	171400 6229	bsr.amb@gmail.com
90	Haryana	Bahadurgarh	Baba Communication	Sumit	G1, Shyamji Complex, Bahadurgarh, Distt-jajjhar,	805368 0837	sumit9918@yahoo.in
91	Haryana	Bhiwani	Shri Krishna Telecom	Deepak Madaan	Shop No.-4, 1st Floor Radhika Complex, Hansi Road, Bhiwani,	925339 2633	dev_madaan@rediffmail.com
92	Haryana	Faridabad	Soni Telecom	Vinod Kumar	Shop No-44, 1st Floor Neelam Chowk Nit, Faridabad,	931242 3999	sonitelem.7@gmail.com
93	Haryana	Gurgaon	Ansh Communication	Ajay Verma	Near Nokia Care, Opp.air Force School, Delhi Road, Gurgaon,	931218 0588	anshcommunicationansh@gmail.com
94	Haryana	Hissar	Mobile Palace	Narender Singh	Shop No.-8, Basement, red Cross Market, Hissar,	903469 1006	mobilepalace@gmail.com
95	Haryana	Hissar	Mobile Galaxy	Amit Kumar	Shop No.-29, Jai Bhart Mandal Dharmshala, Opp.- Bajaj Sweets, Bhagat Singh Road, Hansi, Hissar,	972835 1980	mobilegalaxy9@gmail.com
96	Haryana	Jind	Shivam Communication	Puneet	New Bus Stand Road, opp.- Pnb Bank, Safidon, Jind,	981362 1621	shivam.communication621@gmail.com
97	Haryana	Jind	Saini Mobile Repair	Mr. Narender Saini	Kundan Cinema, Safidon Road	931588 9326	narendersaini40@yahoo.com

S No.	State	City	Service Locator Name	Contact Name	Address	Contact Nos.	Email Address
98	Haryana	Karnal	Tara Tele& Mobile	Mr. Vivek Chaudhary	Shop No.-3&35mela Ram School Market, Near Civil Hospital	989615 500	vivek_chaudhary2110@yahoo.com
99	Haryana	Kurukshetra	Kurukshetra Communication	Manjit Singh	Uttam Market, Post Office Street, mohan Nagar, kurukshetra,	999116 446	kkcr.comm@gmail.com
100	Haryana	Panchkula	Saini Mobile Care	Maresh Saini	Shop No.-32, Phase-1, abheypur, Panchkula,	981573 8575	sainimobiles@rediffmail.com
101	Haryana	Panipat	Parasnath Telecom	Mr Baldev Raj	Shop No. 17, Gupta Complex, Bishan Swaroop Colony, Nir Prem Hospital	180400 0360	paras.nath@hotmail.com
102	Haryana	Palwal	I. Tech Mobile Repairing	Imran Khan	Shekhpura Gali No.-2, Kitwari Chowk, Palwal, (Haryana)	981317 0786	imran00000786@yahoo.com
103	Haryana	Rewari	S S R Care Center	Sanjay Rastogi	Shop No.-437, Shopping Complex, Model Town, Rewari,	981230 1113	sanjay_rustagi@yahoo.com
104	Haryana	Rohtak	Shree Service Point	Mr. Sandeep Deswal	8, Naryan Complex, Civil Road	921584 4846	shreeservice.rohtak@lemonmobiles.com
105	Haryana	Sirsa	Service Zone	Praveen Kumar	89, Bishna Market, Sirsa. (Haryana)	921550 8008	service.sirsa@lemonmobiles.com
106	Haryana	Sonapat	Luxmi Telecom	Subhash Saini	Shop No.104,1st Floor, P.p.tower, Nr.subash Chowk, atlas Road, sonipat	925306 3350	subhasaini@gmail.com
107	Haryana	Yamuna Nagar	Cell Point	Manoj Kumar	Shop No. 9, Isher Complex, Yamuna Nagar	981392 3239	cellpoint.dhiman95@gmail.com
108	HP	Baddi	Chawla Communication	Deepak Chawla	Near Laj Dharm Kanta, Sai Road, Distt. Solan (h.p.)	980555 7555	deepakchawla_baddi@yahoo.in
109	HP	Kangra	Sharma Mobile Repairs	Anuj Sharma	Gupt Ganga Road Opp Water Supply Office, Kangara	981703 6114	anujsharma_mobilis@yahoo.co.in



S No.	State	City	Service Locator Name	Contact Name	Address	Contact Nos.	Email Address
110	HP	Kullu	Cell Point	Sunil Khanna	Near Jawala Mata Mandir, Shamshi	985706 1116	cellpoint.kullu@gmail.com
111	HP	Shimla	Manoj Enterprises	Sood Ji	Cabin No. 109, Pc Chamber, Opp. Jodha Niwas Parking, Shimla, Himachal Pradesh	265146 4	sudvicky@yahoo.com
112	HP	Solan	Swastik Sales	Vikas	Thakur Building, Near Cjm Resi., Anand Vihar, Sapoom	981649 4475	swastik.solan@lemonmobiles.com
113	HP	Solan	Rattan Mobile	Tilak Raj	New Bustand Shop No.14 Bye Pass Solan, Solan (h.p.)	981650 7700	rattanmob@gmail.com
114	HP	Sunder Nagar	Mobile Care	Mr. Naveen Kumar	Nh-21, Old Bus Stand, Sunder Nagar, Distt. Mandi	981658 0674	mobilecare111@gmail.com
115	HP	Una	Brahma Electronics	Monoj	Mc Market Una	931862 2045	brahma.electronicssuna@gmail.com
116	J&K	Doda City	Khan Studio	Mr.mansoor Khan	Old Bus Stand, Doda City, J&K-	990603 9303	tabishkhanzahoor@gmail.com
117	J&K	Jammu	Gips Computers	Mr.shabbir Hussain	House No. 74, Ambedkar Nagar ,new High Court Road ,old Janipur, Jammu.	941917 5721	shabbirshah69@yahoo.com
118	J&K	Kathua	Shanu Mobile Centre	Bishnat Kumar	Laxmi Market, Ward No.-5, Kathua.	941915 0247	bk.elect@yahoo.com
119	J&K	Poonch	Shah Electronics	Iftikhar Hussain Shah	Shop No.-86, Main Bazar Mendhar, Distt.-poonch, J&K	880329 8387	iftikhar.1984mdr@gmail.com
120	J&K	Rajouri	Ankur Mobiles	Adishvar Mahajan	Shop No.-3, Bus Stand, Rajouri, J&K	962202 6861	www.adi_shvar@yahoo.com
121	J&K	Srinagar	Smart Care	Mr Manzoor Hamid Bhat	Opp. Hdfe Bank, Karan Nagar, Srinagar	901811 1102	smartservice06@yahoo.co.in
122	J&K	Tharathi	Amir Telecom	Amir Shah	Jamia Masjid, Near Sbi Bank, Tharathi, J&K.	990606 8704	amirtelecom786@gmail.com
123	J&K	Udhampur	Pee Kay Traders	Vishal Mahajan	Link Road, Near Forest Office, Udhampur, J&K	979603 2273	itbhai@gmail.com

S No.	State	City	Service Locator Name	Contact Name	Address	Contact Nos.	Email Address
124	Jharkhand	Bokaro Steel City	Mobile Clinic	Praveen Kumar	C1-22d, City Centre, Sector-4/a, Bokaro Steel City, Jharkhand	985331 1131	mobileclinic@gmail.com
125	Jharkhand	Deoghar	Nisha Telecom	Ashok Kumar Barnwal	Stasang Chowk, Opp.- Satsang College, Deogarh, Jharkhand	947090 0127	nishatelecom.deoghar@gmail.com
126	Jharkhand	Dhanbad	Global Automation	Subroto, Chandan	Lg-38a, Urmila Tower, Bank More, Dhanbad, Jharkhand	923439 4311	g.automation@live.com
127	Jharkhand	Dumka	Mobile Care	Rajesh Kumar Prasad	Opp-sadar Hospital, near Jharkhand Medical, dumka, Jharkhand	993466 5555	rajesh.dumka@gmail.com
128	Jharkhand	Giridih	Astha Mobile Sewa	Sanjay Kumar	Shakti Kanth Market, Opp.-old Telephone Exchange, Main Road, Giridih, Jharkhand	970860 9741	asthamobile@gmail.com
129	Jharkhand	Hazaribagh	Digital Services	Mr.shish Alam	Plaza Market, Near Kallu Chowk, Pugmill	933448 6465	shishalam@yahoo.com
130	Jharkhand	Jamshedpur	S.m. Communication	Sumit Manchanda	241, Akash Deep Plaza, Golmuri, Jamshedpur, Jharkhand.	938648 3870	sm.communication107@gmail.com
131	Jharkhand	Pakur	Mobile Hospital	Suman Kumar Choudhary	Tin Bangla Main Road, Harindanga Bazar, Pakur, Jharkhand.	930445 465	himanshupkr@yahoo.co.in
132	Jharkhand	Palamu	Bhaskar Telelink	Mr. Shashikant Gupta	Dr. J Dubey Complex, Shop No. 5, Opp Of Badi Masjid, Chhounmuhan Choek, Daltenganj	943016 5753	bhaskar.pal@lemonmobiles.com
133	Jharkhand	Ranchi	Shyama Enterprises	Sanjeev Kumar	Capital Plaza, Purulia Road, Near Dr. Kashayap Eye Clinic, Ranchi, Jharkhand	995558 0869	sanjeevshe28@gmail.com

S No.	State	City	Service Locator Name	Contact Name	Address	Contact Nos.	Email Address
134	Jharkhand	Ranchi	Cyber Communication	Mr. Arun Kumar & Mukesh Kumar	Shop No. 54, Co-operative Market Complex, Ashok Nagar.	9931373402	cyber.ran@lemonmobiles.com
135	Karnataka	Bangalore	M S N Communication	Jaffar Shariff	#32, Shop No.3, Arvind Complex, Beside Sanimahatma Temple (near Banashankari Temple) Banashankari, Kanakapura Road, Bangalore	9342886000	jaffarshariff11@yahoo.com
136	Karnataka	Bangalore	S V Technology	Basavaraja M	651/b/17, 1st Main, D Block, 2nd Stage, Rajajinagar	9448668446	sv.technologies@airtelmail.in
137	Karnataka	Bangalore	My Mobile Care	Praveen / Kumar	1st Floor , 286/1 , Begur Road, Bommanahalli, Bangalore.	9341333512	mymobilecare.care@gmail.com
138	Karnataka	Bangalore	Bhoomi	Y. Nagendra	Do No-3&4, Service Road, Remco Layout, Vijaya Nagar, Bangalore, Karnataka	9449521542	nagendrababu.y@gmail.com
139	Karnataka	Bangalore	Movil Service	Ananth	Office No.27, 1st Floor, Opp. Keb Office, 5th Main Ganganagara, Bangalore-32, Karnataka	9535176767	movilservico@gmail.com
140	Karnataka	Belgaum	I Brain Digital Gadget Solutions	Prasad Pednekar	1st Floor, Unit#3, Cts No.-2840, Yash Palace, Opp. Samadevi Temple, Sanyukta Maharashtra Chowk, Khadebazar, Belagum.	8050484903	ibrainsupport@gmail.com
141	Karnataka	Bellary	Chandrika Electronics	Tekkalakota Narasimhalu	Shop No.-3, Slv Towers, Parvathi Nagar, Main Road, Bellary.karnataka	8392267329	chandrika.bellary@rediffmail.com

S No.	State	City	Service Locator Name	Contact Name	Address	Contact Nos.	Email Address
142	Karnataka	Bhatkal	Mobile World	T S Azeem	Mobile World S H Complex Nawayath Colonybhatkal	984553 2167	tsazeem@hotmail.com
143	Karnataka	Bijapur	Mobile Solutions	Prashant	Opp. Ram Mandir, Ram Mandir Roadbijapur	994562 2345	mobilesolutionsbjp@gmail.com
144	Karnataka	Davangere	N R Marketing	Mr.n R Rafi	S.no 27 Chetna Hotel Roadmuslim Hostel Complexdavangere	988603 1355	rafi_nr07@yahoo.com
145	Karnataka	Gulbarga	Sreenivasa Electronics	Srihari Rao Amberkar	10-7/16/d1, Nv Complex, Sb Temple Road, Gulbarga'karnataka	963223 3383	sreenivaselectronics@yahoo.co.in
146	Karnataka	Hassan	R T S Cell Point	Sunil Kumar	Opp.-science College, Salagame Road, Hassan, Karnataka	997283 4997	rtscellpoint@gmail.com
147	Karnataka	Hubli	Nayana Enterprise	Mr. Reddy	G-28,eureka Centre,kopikkar Road Hubli-20	994569 8626	nayana.entp@gmail.com
148	Karnataka	Karwar	Cell-n-care	Satish V.bhatkal	G-01, Shivdad Appartment,opp. Maladevi Ground, Main Roadkarwar.	984406 1001	cellncare@gmail.com
149	Karnataka	Kolar	Chinmaya Mobile	Mr. Chandrasekar	Sharda Talkies Road, Bazar Street, Kolar	990222 7271	chinmayemobiles@ymail.com
150	Karnataka	Mangalore	Padmashree Enterprise	Mr.prabhakar Shetty	No.406, 2nd Floor, Kunil Centre, Hampankatta, Mangalore-1	903556 0006	mypadamashree_ent@rediffmail.com
151	Karnataka	Mudhol	M.gouse Mobile Service Centre	Mr. Mahammadgouse	Anjuman Complex, Shop No.- 26 Near Bus Stand, Mantur Road, Pin-587313	966333 5556	mgouse.murnal@rediffmail.com
152	Karnataka	Mysore	Canara Telecommunication	Mr. Rajesh	1225, 1st Cross, Krishnamurthy Puram, Opp. Vjasaraj Multimysore.	984509 7967	canrajesh123@rediffmail.com
153	Karnataka	Shimoga	Cell Solutions	Sreenag.s.n	3rd Cross, Durgigudi,park Extension.shimoga	984417 4143	svcellsolutions@yahoo.co.in

S No.	State	City	Service Locator Name	Contact Name	Address	Contact Nos.	Email Address
154	Karnataka	Udupi	Nagashree Communications	Mr. Mahesh	Shop No-6, 1st, Floor, Naraharicomplex, Kalsanka	924146 2068	nagashreecomunications@gmail.com
155	Kerala	Calicut	Mobile Lab	Prabeesh	Darusalam Complex, L.g. Road	495304 532	mobilelab.calicut@lemonmobiles.com
156	Kerala	Cochin	Doctor Fone Services	K.n.dani	1st Floor, Prateeksha Buildings, Rajaji Road, Cochin	984600 2563	doctorfone@yahoo.com
157	Kerala	Kollam	Skycell	Rasaludeen	Muthoot Chambers, Vadayattukotta Road,kollam - 691001	984610 8531	skycell.kollam@gmail.com
158	Kerala	Manjeri	V3 Mobile Care	Udaif Paramban	First Floor,am Building,court Road,opp Old Bus Stand, Manjeri,malappuram (dt)kerala	974749 6000	hudaifap@yahoo.com
159	Kerala	Thrissur	Celltech	Santom Kalloor	5/1, N P Tower, C, Achuthammon Road, Poothole. P.o.-thrissur, Kerala	934933 1113	celltech.tri@gmail.com
160	Kerala	Trivandrum	Global Mobile Masters	Arun Nath C.I.	2nd Floor, Corporation Golden Jubilee Building, Opp. S.m.v.h.s. Over Bridge, Trivandrum, Kerala.	944696 7729	leesons2008@yahoo.com
161	Maharashtra	Ahmednagar	Abhi Services	Mr. Anil B Apte	B-4, Adarsh Sammrudhi Appt, Near Choupati Karanja	937331 7179	abhianr@gmail.com
162	Maharashtra	Akola	Savita Enterprises	Rohan P Nichal	Opp. Mahanagar Palika, Kala Chabutra, Akola, Maharashtra	996028 4590	r_rohan2006@rediffmail.com
163	Maharashtra	Amravati	Tirupati Mobile Care	Gaurav S Pande	In Front Of Ajmera Decoration, Gandhi Chowk, Amravati, Maharashtra	787513 9899	gaurav24pande@rediffmail.com
164	Maharashtra	Aurangabad	Unique Telematics	Mr Mahesh	Shop No. 108/b, Tapadiya Super Market, Behind Sajawat Handlooms, Nirala Bazaar	932521 0364	unique_aur@rediffmail.com

S No.	State	City	Service Locator Name	Contact Name	Address	Contact Nos.	Email Address
165	Maharashtra	Beed	Shivam Multi Services	Ganesh Dilip Rao Amte	Near Panchayat Samiti Office, Old Nagar Naka, Nagar Road, Beed, Maharashtra	942274 1162	ganesh_amte@yahoo.com
166	Maharashtra	Beed	Rajlaxmi Mobile Shoppee	Popat Kundlik Shinde	In Front Of Sangali Bank, Stadium Road, Beed, Maharashtra.	942132 4333	rajlaxmimobile333@gmail.com
167	Maharashtra	Buldana	Shravani Services	Pramod	Gaware Complex, Opp. Bus Standd.p. Road, chikhli, Maharashtra	937250 6179	pramoddeshmukh@rediffmail.com
168	Maharashtra	Chandrapur	Shiva Mobile Shoppee	Bharti Talreja	Ramnagar, Sindhi Colony, Chandrapur, Maharashtra	937035 0092	mah.talreja@gmail.com
169	Maharashtra	Ghatkopar	Fraslin Tech Care Pvt. Ltd.	Maria Deva Rajan	Shop No 56, Padma Prabhu Bal. Sai Nagar. Near Shreyas Cinema, I.b.s Marg Ghatkopar West	226529 743	fraslin.rajan@gmail.com
170	Maharashtra	Gondiya	Alfa Systems	Anil G Bhojwani	Sarafa Line Deshbandhu Ward, Gondiya, Maharashtra.	982220 0272	alfasystemgondia@gmail.com
171	Maharashtra	Jalgaon	Limra Mobiles	Mr. Wasim Sayyed	45 A, E-wing, First Floor, Golani Market, Jalgaon.	937011 0092	wasim.sayyed@yahoo.co.in
172	Maharashtra	Kalyan	The Skylark Associates	Mr.ejazuddin Qamruddin Sayed	Shop No. 4, Suha Apartment Opp. Reliance Fresh & Attitude Furniture, syndicate Murbad Road, Kalyan West, Kalyan	932077 5757	skylark.lemon@gmail.com
173	Maharashtra	Kandivali (w)	Bhagwati Mobile	Pradeep Agarwal	Shop No.-10, Rock Avenue, Plot-d, Hindustan Naka, Opp. Joy Ice Cream, Kandivali (w), Mumbai (mahashtra).	989297 8210	pradeep_8090@yahoo.com

S No.	State	City	Service Locator Name	Contact Name	Address	Contact Nos.	Email Address
174	Maha rashtra	Karanja (lad)	Mobile Doctor	Manish N. Gulkari	Saraf Line, Karanja (lad), Distt. Washim, Maharashtra.	985040 7774	doctormng@rediffmail.com
175	Maha rashtra	Kolhapur	Sukir Mobiles	Sukir Bakare	415/1a, E Kevis Plaza Near Usha Talkies, Station Road, Kolhapur, Maharashtra	989012 5840	sukirmobiles@yahoo.in
176	Maha rashtra	Latur	Krisna Computer	Mr. Manoj B. Tiwari	New Gandhi Market Complex No.112, Sho No. 180, Beside Indira Mahila Bank, Latur	996024 627	kcmlatur@yahoo.com
177	Maha rashtra	Mumbai	A World	Avind B Chopra	Shop No.-7, Gokul Shopping Center, S.v.road, Borivli Rly Station, Mumbai.	932373 8353	aworldabc@yahoo.com
178	Maha rashtra	Nagpur	Om Electronics	Amit Sawarkar	Opp. Hislop College, Civil Lines, Nagpur, Maharashtra	997015 7479	omelectronics.amit@gmail.com
179	Maha rashtra	Nasik	Serwings Enterprises	Mazhar Ahmed	Shop No. 8, Ground Floor, Kapote - Meher, Renuka Nagar, Wadala Naka Near Deartha	937096 9412	serwings.nasik@gmail.com
180	Maha rashtra	Parvel	Sai Telecom	Mr. Pardeepkumar Ishwar Mote	Shop No.148, Building No.1/2, Municipal Complex Mall, Near Shivaji Chowk, Old Parvel(mh)	996796 5370	saitelecomparvel@gmail.com
181	Maha rashtra	Pune	Shivratna Enterprises	Ratnakar Arun Shinde	Shop No.-13, Shahu Complex, Gunawadi Chowk, Opp.- Hotel Chaitrali, Baramati, Distt.-pune, Maharashtra	992243 9795	shivratnaenterprise@gmail.com
182	Maha rashtra	Pune	Reliable Enterprises	Linu Thomas	A-27, Jai Ganesh Vision, Akurdipune	902807 7345	reliableent9@gmail.com

S No.	State	City	Service Locator Name	Contact Name	Address	Contact Nos.	Email Address
183	Maharashtra	Pune	Viraj Communication & Gift Articles	Sandeep Mate/raju	Shukarawar Peth, Shivaji Road, Near Vanraj Mandal, Pune , Maharashtra.	989013 9351	virajcommunications@gmail.com
184	Maharashtra	Sangli	Samiksha Cell Care	Nitin Harlikar	Ghotkhinde Building Tilak Chowk Harbhat Road Sangli 6	992332 0266	samiksha.sangli@lemonmobiles.com
185	Maharashtra	Satara	Yaadein Communication	Sandeep Maruthi Shirke	Shop 2 Govind Arcade, Near Old Rto Office, satara (maharashtra)	902174 0791	ms.satara@rediffmail.com
186	Maharashtra	Solapur	Nana Enterprises	Mujip Nabilal Nadaf	D-12, Siddheshwar Market Yard, Hyderabad Road, Solapur, (Maharashtra).	997536 0786	siddheshwar3338@rediffmail.com
187	Maharashtra	Thane	Varad Electronics	Mr Hitendra Zope	5, Gautam Darshan Building, Edniji Road, Charai, Thane (west)	932048 8835	varad.thane@gmail.com
188	Maharashtra	Wardha	Fiza Mobile	Atik Shaikh	Rajkala Talkies Road, Opp. Bank Of Maharashtra, Wardha, Maharashtra	989070 7085	fizamobile@gmail.com
189	Maharashtra	Yavatmal	Sajal Enterprises	Hatik Ahmed Khan	R N Telecom, Jaihind Chowk, Suyash Complex, Hanuman Akkhada Road, Yavatmal, Maharashtra	986064 8797	sajal_enter123@yahoo.co.in
190	Manipur	Imphal	I R Enterprises	Mr. Yambem Roshan Singh	Paona Bazar, Imphal-01,	385244 4863	ir.imphal@lemonmobiles.com
191	Manipur	Kakching Bazar	Ibohal Enterprises	Ksh Birla Singh	Kakching Bazar, Manipur	977433 3030	birla012009@gmail.com
192	Manipur	Thoubal Awang Leikai	Glamour World	S Swamendrajit	Thoubal Awang Leikai, Manipur	986208 8127	glamourworld@gmail.com
193	Meghalaya	Shillong	San Cellular Concept	Pheelangam Shimery	Q.e.l. Arcade, Laitumkhrah, Opp.-post Office, Shillong, Meghalaya	986251 1101	samsungshillong@gmail.com



S No.	State	City	Service Locator Name	Contact Name	Address	Contact Nos.	Email Address
194	Meghalaya	Shillong	P.m.mobile Repairing Centre	Mr. Nirmal Kumar Jain	Gulista Fancy M.kt. Gs R.d. Near Canara Bank	943673 0283	nirmaljai08@gmail.com
195	MP	Bhopal	Poojya Enterprises	Ashish Dwivedi	Ug-2, Radhye Krishna Complex, M.p. Nagar, Zone -ii, Bhopal	422675 4	poojyaenterprises@gmail.com
196	MP	Dewas	New Taj Electronics	Shabbir, Jabbir	4, New Market, Moti Bungalow Main Road, Dewas,	989306 4949	tajdws@gmail.com
197	MP	Gwalior	Sonu Mobile & Repairing Center	Ashish Gupta	126, Mayur Market Thatipur Morar	930125 3659	seth_anurag@hotmail.com
198	MP	Indore	Ayushi Electronics	Madhu Dwivedi	M-115, Yashwant Plaza, Opp. Railway Station, Indore, Madhya Pradesh	982610 4249	vestarindore@yahoo.com
199	MP	Indore	R C Services	Ram Chandra Choudhary	Ug-38, Silver Arcade, 56 Shope, Indore,	989314 8101	ram_pco@sifymail.com
200	MP	Jabalpur	Diwakar Agencies	Preeti & Seema	G-14, Jayanti Complex, Marhatal	930003 2447	<a href="mailto:diwakar.jabalpur@lemonmobiles.com">diwakar.jabalpur@lemonmobiles.com</a>
201	MP	Khargone	Shri Sai Communication	Manish Gupta	A-35, Radha Vallabh Market, Khargone,	997712 6699	manish_rgupta@yahoo.com
202	MP	Morena	S S Mobiles	Deepak Gupta	In Front Of Nagar Palika, Near Collector Bunglo, Rath Complex, Ms Road, Morena, M.p.	989315 1815	deepak20678@yahoo.in
203	MP	Rajgarh	Khushi Traders	Rani Morya	New Bus Stand, Naka No.-3, Rajgarh,	982682 5388	bhupesh_morya@yahoo.co.in
204	MP	Ratlam	Sky Technologies	Sheetal Kasera	Rajiv Gandhi Civic Center, New Road Ratlam	922987 2892	sheetalkasera1@gmail.com
205	MP	Sagar	Neeta Computers	Ramesh Gupta	Hanuman Mandir Gali-5, Civil Lines	932941 4144	neetacomputers@gmail.com

S No.	State	City	Service Locator Name	Contact Name	Address	Contact Nos.	Email Address
206	MP	Ujjain	Q S A Electronics	Saiuddin	Amar Singh Marg, Mumgi Nurshing Home Ki Gali, Opp. Dr. Neelam Charles N.h. Ujjain, Mp.	989307 1772	saifyqsa@gmail.com
207	MP	Vidisha	Raj Mobile World	Akshay Raj Johari	3, Swarankar Colony, Near Vijay Talkiz, Vidisha, Indore,	989324 0082	rajmobileworld@live.com
208	Nagaland	Dimapur	Space Net	Mr. Sandeep Sharma	Cross Road Galleria Complex, M.p. Road	961230 3582	devsharma72@rocketmail.com
209	Orissa	Anogul	Swastik Mobile	Sujit Gamaik	Hatatota, Talcher, Near Dental Clinic, Distt.-anogul,orissa	977649 4999	sujit.1810@rediffmail.com
210	Orissa	Balasore	Ura Mobiles	Mr.uttam Pal	Station Road, Near City Lodge	977798 1300	uramobile2@yahoo.com
211	Orissa	Berhampur	Orissa Enterprises	Mr.anand	Park Street, Behrampur- 2	904010 6010	orissa.enterprises@gmail.com
212	Orissa	Bhadrak	Babool Mobile	Susant Das	Near Radhika Lady Park, College Road, Jaganathpur, Bhadrak, Orissa	993707 2562	babool.mobile@gmail.com
213	Orissa	Bhubaneswar	Space Telecom	Swati Mishra	Plot No - 27bapuji Nagarinfront Of Govind Complexbhubaneswar ,orissa	943972 6057	space.telc@gmail.com
214	Orissa	Bhubaneswar	Swastik Infotech	Mr.chinmayananda Jena	S-5, Griner Palace, Near Bus Stop, Bomikhal	933770 7276	swastik.infotech07@gmail.com
215	Orissa	Bolabgir	Gsm Solutions	Nisis Patra	Stall No.-14, Kalamandal Road, Bolangir, Orissa.	977632 3834	rohitsenis@yahooco.in
216	Orissa	Cuttak	Channel - 4	Mr.murli Dhar Nayak	Singh Plaza Dolamundai, Cuttak	671232 6797	channel.ctc@gmail.com
217	Orissa	Dhenkanal	Rt Mobile	Mr.sangram Kumar Panda	Mahabir Bazar, D K Road, Dhenkanal, Orissa -	943718 788	sangramkumpanda@yahoo.com

S No.	State	City	Service Locator Name	Contact Name	Address	Contact Nos.	Email Address
218	Orissa	Jeypore	Kiran Enterprises	Kishore Chandra Hota	Block Office Road, Aurobindo Nagar, Jeypore-764001. (orissa)	943703 0398	hotakishore@yahoo.in
219	Orissa	Naygarh	Tathastu Infotech	Ramani Ranjan Jena	College Road, Naygarh, Orissa.	993707 5420	adoninfotex@gmail.com
220	Orissa	Rourkela	Black Buck Digital Services	Biswajit Dash	1st Floor, Vedbigyan Bhawan, Shaktinagar	986157 5707	blackbuckrkl@gmail.com
221	Orissa	Ryagada	Sreevani Traders	Mr.k.mitra Gupta	Hotel Kapilas Lane, Opp Adb(sbi) New Colony Ryagada	993827 1493	mitragupta@hotmail.com
222	Punjab	Amritsar	Gsm Services	Nitin	1-b, Liberty? Market,opp. Railway Link Road.	256054 0	gsm-servicesamritsar@gmail.com
223	Punjab	Batala	Verma Telecom	Dhreej Verma	Near Sdm Court, Dbn Road, Batala, Punjab	991446 0261	vermatelecom261@rediffmail.com
224	Punjab	Batinda	13 Balaji Computers	Mr. Dinesh Kumar	D-10 B.k Super Market Opposite Santoshi Mata Mandir Back Side Dhobi Bazar	946498 0013	daksh1313@gmail.com
225	Punjab	Chandigarh	Alpha Infotech	Mr. Yashpal Singh	No. 2068/1burail, Sector-45a, Chandigarh	988829 0217	yashpal.singh34@gmail.com
226	Punjab	Chandigarh	Global Teletec	Tk Sharma	Sco 272, 2nd Floor Sector-32 D, Chandigarh, Punjab	508860 4	global.chandigarh@lemonmobiles.com
227	Punjab	Dinanagar	Surya Enterprises	Raj Kumar	Brahman Sabha Mandir Road, Dinanagar	987699 7954	surya.dinanagar@lemonmobiles.com
228	Punjab	Ferozepur	Shivam Mobile Care	Vivek	32, Red Cross Market, The Mall, Ferozepur, Punjab	991470 0053	mobilecarefzr@gmail.com
229	Punjab	Jalandhar	Shree Communication	Batra	126, Ashok Nagar, Basti Sheikh Road	981426 5656	batra_aakash@yahoo.com
230	Punjab	Ludhiana	Sai Ji Telecom	Kamal Sony	Shope No.4 Pearl Place Ghumar Mandi	161502 0310	sai.ludhiana@lemonmobiles.com

S No.	State	City	Service Locator Name	Contact Name	Address	Contact Nos.	Email Address
231	Punjab	Patila	G. M. Telecom	Mandeep Singh	Shop No.-7, New Cloth Market, Near Share Pwnej Market, Patila, Punjab	981450 5020	mandy80104@yahoo.co.in
232	Punjab	Phagwara	R K Mobile	Rakesh Kumar	Friends Colony, Opp-jct School, Pagwara, Punjab	981443 0959	rakesh_2050b@yahoo.com
233	Punjab	Rajpura	Parveen Electronics	Mr. Parveen Electronics	House No.-1756/2-3, Mahabir Mandir Road, Rajpura, Punjab	981548 2310	par_electronics@yahoo.com
234	Punjab	Samana	L.s.mobile Repair	Mr. Gurpreet Singh	Post Office Road Samana	988831 6926	idea_idea56565@yahoo.com
235	Rajasthan	Ajmer	Aadinath Telecom	Mr. Kamal Jain	Nr. Dr. Chandra Narayan, Ghee Mandi, Naya Bazar, Ajmer	998295 1217	aadi.ajm@lemonmobiles.com
236	Rajasthan	Alwar	Guru Vallabh Care Center	Ankush Jain	Gulab Bagh Road, Opp.-agarwal Dharamshala, Near Bus Stand, Alwar, Rajasthan	810439 8997	guruvallabh_alwar@rediffmail.com
237	Rajasthan	Baran	Anshul Services	Suresh Gupta	Inside Old Telephone Exchange, Hospital Road, Baran, Rajasthan	941430 9030	anshumobilebaran@yahoo.com
238	Rajasthan	Baran	Shreenidhi Mobile	Gaurav	Dalla Ji Ki Dharam Salla Ke Niche,hospital Road Baran (rajasthan)	992969 0003	shreenidhi.baran@lemonmobiles.com
239	Rajasthan	Bharatpur	S.d. Mobile Center	Jitender Bansal	Shop No.-5, K.b. Plaza, Near Central Bank Of India In Front Of Laxman Mandir, Bharatpur (rajasthan)-	935162 3526	sdmobile.bharatpur@lemonmobiles.com
240	Rajasthan	Bhilwara	Software World	Parkesh	Bazar No.-2, Behind Police Control Room, Bhilwara, Rajasthan	995093 7505	nikiljain@rediffmail.com
241	Rajasthan	Bikaner	Dolphin Mobiles	Hemchand Nagal	Hera Lal Mall, Opp.-railway Station, Bikaner, Rajasthan	921452 1518	hemchandnagal07@gmail.com
242	Rajasthan	Bikaner	Shree Kheteshwar Telecom	Ashok Singh	Shop No.272,1st Floor Ganpati Plaza ,bikaner, Rajasthan	921477 3610	shree.bikaner@lemonmobiles.com

S No.	State	City	Service Locator Name	Contact Name	Address	Contact Nos.	Email Address
243	Rajasthan	Bundi	Shri Vinayak Associates	Bhanu Sharma	Shri Om Complex, New Dhanmandi Road	966095 6789	shrivinayak.bundi@lemonmobiles.com
244	Rajasthan	Dholpur	Tirupati Telecom	Mr. Mohsin Khan/mr.devendra Parmar	Shop No.-12 Bhagwati Market Near Jagan Talkies Jagan Tiraha Dholpur	935162 3526	tirupati.dholpur@lemonmobiles.com
245	Rajasthan	Ganagpur	Akash Enterprises	Mr Yogesh Agerwal	Opp. Panchayat Bhawan Dist. Sawai Madhupur	987515 1000	akash.ganagpur@lemonmobiles.com
246	Rajasthan	Hanumangarh	Shree Shyam Communication World	Narander Wadhwa	Opp Lakhota Chakki Durga Mandir Road Hanumangarh, Rajasthan	964900 2000	shree.hanumangarh@lemonmobiles.com
247	Rajasthan	Jaipur	Bhumika Electronics	Madan Murari Sharma	D-82, Chomu House, C- Scheme, Jaipur, Rajasthan	982850 3160	bhmikaelec@sify.com
248	Rajasthan	Jaipur	Galaxmial Telecom	Mr. Ramesh Verma	G-43 Ganpati Plaza, A Block, M I Road	900146 3025	galaxmial.jaipur@lemonmobiles.com
249	Rajasthan	Jhunjhunu	India Cell Service	Mr. Mo. Yunush	Opp. Prabhat Cinema Station Road, Street Kabadi Market	982961 0730	india.jhun@lemonmobiles.com
250	Rajasthan	Jodhpur	Ram Sanehi Trading Co.	Bhupendra Bansal	Inside Narshingh Bhawan, opp.yash Yamaha Showroom, behind Shiv Mandir, Gol Building Circle, Sardharpura, jodhpur	921489 7703	ram.jodhpur@lemonmobiles.com
251	Rajasthan	Karauli	Lahas Telecom Center	Bhagwansy Agarwal	Damp Road, Hindaun City, Diss.-karauli, Rajasthan	982823 8988	lahastelecom@yahoo.com
252	Rajasthan	Kota	Gulati Communication	Saurabh	Shop-7, plot No 1-d-1, Sheela Choudhary Road, Sfs Colony, talwandi	982935 9620	gulati.kota@lemonmobiles.com
253	Rajasthan	Sawai Madhopur	Siddhi Vinayak Telecom	Rashid Mohd	Shop No.-5, Opp.-gouttam Ashram, Bajaria, Sawai Madhopur, Rajasthan	946117 3786	rashid.saharamobile786@gmail.com

S No.	State	City	Service Locator Name	Contact Name	Address	Contact Nos.	Email Address
254	Rajasthan	Sawai Madhopur	Rahul Enterprises	Rahul Aggarwal	Kachari Road, Gangapur City, Distt.- Sawai Madhopur, Rajasthan	982826 8666	rahulenterprises77@yahoo.com
255	Rajasthan	Sri Ganganagar	Aadhunik Care House	Mahaveer Prasad Jain	12 Market Complex, Purani Subzi Mandi, Birbal Chowk, Sri Ganganagar.	946136 0400	aadhunikcare@gmail.com
256	Rajasthan	Tonk	Softcom Mobile Point	Syed Eaize Shah	Nazar Bazar Road, Tonk, Rajasthan	921473 6304	fizeshaah@yahoo.com
257	Rajasthan	Udaipur	Panesar Telecom	Gurpreet Singh Panesar	20, Anand Plaza, Ayad Udaipur, Rajasthan.	982816 6145	lemon.gurpreet@gmail.com
258	Rajasthan	Udaipur	Techno Key	Harsh	15 B, Opp. Shri Ram Stone, N.r Police Line Tekri Road	294248 5642	techno.udaipur@lemonmobiles.com
259	Tamil Nadu	Bhavani	K.k. Swamy Agencies	K.k.samy	No. 400/a, Mettur Main Road, Bhavani	962957 6666	kksamy007@ymail.com
260	Tamil Nadu	Chennai	Systematic Communication	Mr.venkatesh	Old No.36,new No.30, Azizmulk 1st Street, Thousandlight, Chennai-600006	984056 7556	systematic.chennai@lemonmobiles.com
261	Tamil Nadu	Coimbatore	Srk Micro Mobile	P.rajkumar	Shop No.37 Century Tower,no.638 Sathy Main Road ,near Gp Hospital.gandhipuram	934552 690	p.rajkumar245@gmail.com
262	Tamil Nadu	Dharmapuri	Sri Vishnu Agency	Mr.sugavaneswaran	E9.suresh Electricals Complex.3rd Floor. Rajagopal Gounder Street.dharmapuri.636 709	908056 9002	suganlei@gmail.com
263	Tamil Nadu	Kanyakumari	Redeemer Electronics	D Godwin Dhinakaran	173/5a, Pillars Gate, Opp. Anna Stadium, Vadasery, Nagercoil, Distt. Kanyakumari,	944345 3490	dinakaran dg@hotmail.com
264	Tamil Nadu	Madurai	Mobile Gallery	M.a. Ahamed Sultan	137a, 1st Floor, North Veli, Opposite Sulta Hotel	989462 1292	mobile_gallery2004@yahoo.com

S No.	State	City	Service Locator Name	Contact Name	Address	Contact Nos.	Email Address
265	Tamil Nadu	Namakkal	A S M Cell Phone Service	M. Abu Raj Ali	13, Theppakkulam Complex, Near Old Bus Stand, Tirchengode, Namakkal, Tamil Nadu	986534 6147	asmcell@hotmail.com
266	Tamil Nadu	Pondicherry	Sri Sai Enterprises	Bhanu Sharma	83, Thennansalai Road, Sanjay Ghandhi Nagar, Pondicherry-13,	999491 8693	srisaierprises2009@ymail.com
267	Tamil Nadu	Salem	Spliks	Arun Kumar	Dr Arumugam Complex, Salem Mani Road, Attur Tk, Salem, Tamil Nadu	936223 5777	splinks@aol.in
268	Tamil Nadu	Salem	Allied Electronics	Mr. Thomas Jacob	266c, Advaida Ashram Roads, Near New Bus Stand	984244 6067	alliedtms@gmail.com
269	Tamil Nadu	Tamil Nadu	Mobile India	T.ravi	9,gst Road, Tambaram Sanatorium, Opp. To Fire Station, Chennai, Tamil Nadu	956607 3603	mobileindia2008@rediffmail.com
270	Tamil Nadu	Theni	Kumar Mobile Care	Kumar	D.no.51,subban Street, Theni	984234 9081	lemon_theni@yahoo.com
271	Tamil Nadu	Tirunelveli Junction,	Sri Shardha Electronics	S. Gurusrinivasan	66 A/9, Babuji Nagar, Madurai Road, Tirunelveli Junction, Tamil Nadu	944313 1062	guru.srinivass@gmail.com
272	Tamil Nadu	Tirupur	Venus Institute Of Cell Phone Technology	Kingslin Johnson	284, Kumaran Plaza, Kumaran Road, Tirupur.	944234 0001	vickking40001@gmail.com
273	Tamil Nadu	Tiruvannamalai	Harish Mobiles	M Harish	No.-25-b, K.s. Complex, Thiruvoodal Street, Tiruvannamalai-1, Tamil Nadu	979015 0076	spicetvmalai@gamil.com
274	Tamil Nadu	Tuticorin	The Chennai Cell	M. Anbalagan	46/12, Pearl Plaza, Vasanth & Co. Complex, (back Side), Thevarapuram Road, Tuticorin Road, Tamil Nadu	997618 1633	thechennaicelltuty@gmail.com

S No.	State	City	Service Locator Name	Contact Name	Address	Contact Nos.	Email Address
275	Tamil Nadu	Vellore	South India Solutions	Mr. Athaulia	V.a.g.complex (near Palace Cafe) 27, Katpadi Road, Vellore Pin-632004	986580 4191	vellore.lemon@gmail.com
276	Tripura	Agarlath	J A K Enterprises	Babul Deb	2nd Floor, Rampari Mansion, Datta Super Market, Sakunlata Road, Agarlath, Tripura	943612 2185	jakenterprise.agt@rediffmail.com
277	UP	Agra	Jain Sons	V. K Jain	3-a, Raghu Shopping Complex, M.g. Road, Agra	562400 0215	jain.agra@lemonmobiles.com
278	UP	Agra	A- Care Centre	Ashok Goyal	Shop No.17, li Nd Floor,city Plaza,shah Market, Agra	931938 0777	ankurcare.agra@gmail.com
279	UP	Aligarh	Infocare	Prabal Bansal	#13,14, Vikram Arcade Railway Road, Aligarh	752044 0495	infocare.aligarh@lemonmobiles.com
280	UP	Allahabad	B.r.b.m. Teleservices	Girish Kumar Agrawal	30.v.n.marg (city Hotel Building) Allahabad-211003	0532-24 015	brbm.allahabad@lemonmobiles.com
281	UP	Allahabad	S.s.s. Telecom	Mr. Shailendra Tripathi	Shop No.g-4 Of Bihari Bhawan 3, S.p Marg, Civil Lines, Allahabad,	961617 18	vikasshrivastav79@rocketmail.com
282	UP	Ambedkar Nagar	Satyam Communication	Satyam Mehrotra	Lohiya Chowk, Shahzadpur, Akbarpur, Ambedkar Nagar, .	991949 9571	satyam.akb@rediffmail.com
283	UP	Amroha	Shree Jee Traders	Arun Bharghav	Bazar Jatt, Near Tehseel, Amroha, J P Nagar,	931972 8799	shreejeetraders@ymail.com
284	UP	Badaun	Vaibhav Telecom	Sonia	Hatal Ajenta Complex, Opp. Roadways Bes Stand, Badaun, Utter Pardesh	925875 6660	vaibhavtele@rediffmail.com
285	UP	Baghpat	Kissan Communication	Mr. Vivek Arya	New Railway Station, Nehru Road,baraut , Baghpat (u.p.)-250611	935936 6111	kissan.baghpat@lemonmobiles.com
286	UP	Bahraich	Khatu Shyam And Company	Gopal	Laxmi Plaza, Near Chawani Chauraha, Opp. Allahabad Bank Atm, Bahraich	998418 4166	khatu.bahraich@lemonmobiles.com



S No.	State	City	Service Locator Name	Contact Name	Address	Contact Nos.	Email Address
287	UP	Ballia	Harshit Electronics	Desh Deepak Gupta	Brighu Ashram, Near Purranchal Cinema, Ballia, .	930575 0110	ddg74@yahoo.com
288	UP	Banda	Max Computer & Mobile Services	Alok Tiwari	Jal Sansthan Road, Gular Naka Banda, Uttar Pradesh.	933587 7349	alok_chp@yahoo.co.in
289	UP	Bareilly	Aarohi Services	Aarti Tondon	Sa-21, D.d. Puram, Bareilly,	992741 2345	aarohiservices@gmail.com
290	UP	Basti	Royal Enterprises	Rajesh Singh/deepa k Kumar	Shop No- 12, Nagar Palik Market, Company Bag, Basti , Uttar Pradesh	983877 1562	rajeshsingh.basti@rediffmail.com
291	UP	Bijnor	Majid Telecom	Mr.abdul Majid	G.k. Complex Near Pnb Kotdwar Road Najibabad Dist> Bijnor-	989747 068	majid.bij@lemonmobiles.com
292	UP	Bulandshahr	Shree Balaji Communication	Mayur	First Floor,sharad Gyaan Complex ,opp.dr.s.c.g upta Compound	921965 6300	shree.bulandshahr@lemonmobiles.com
293	UP	Chitrakoot Karwi	Bansal Mobile Sansar	Sandeep Bansal	Kali Devi Chauraha, Purani Bazar Karwi	933586 9000	bansalmobile.chitrakoot@lemonmobiles.com
294	UP	Dehradun	Ujjwal Telecom	Mr.roshan	42 Omkar Road Behind Gpo, Chukuwala, Dehradun	989738 8800	ujjwal.dehradun@lemonmobiles.com
295	UP	Deoria	Shree Shyam Mobile Collection	Jitesh	Amar Jyoti Road, Deoria,	983845 068	sandeep.bansal@gmail.com
296	UP	Deoria	Shivam Infotech	Vishal Pandey	Civil Lines Road In Front Of Jila Panchayat Karyalay, Deoria (uttar Pradesh)	933641 5312	shivaminfotechworld@gmail.com
297	UP	Dhampur	Ask Enterprises	Adarsh Aggarwal	Dr. Zakir Hussain Road, Dhampur, Bijnor,	935858 1144	ask.dhampur@gmail.com
298	UP	Etah	Triveni Computer Service	Vinod Kumar	688/01 Vijay Nagar,in Front Of Sarda Cinema,thundi Sarak.	936811 1681	triveni.etah@lemonmobiles.com

S No.	State	City	Service Locator Name	Contact Name	Address	Contact Nos.	Email Address
299	UP	Etah	Sarvesh Communication	Pravesh Singh	Co-oprative Society, Aliganj, Etah,	983771 3964	sarvesh.kumar0000@rediffmail.com
300	UP	Etawah	Front Line Computers	Mr. Puneet Kaushik/mr.r. r.tiwari	132, Civil Lines, Pakka Talab Chauraha, Pin-206001	921940 4194	front.etawah@lemonmobiles.com
301	UP	Faizabad	Care Electronics	Mr. Naval K. Gupta	Shop No. 3, Build. No. 5/11/114, Hamdani Kothi, pargana Haveli, Reed Ganj,	969698 5977	care.faizabad@lemonmobiles.com
302	UP	Farrukhabad	Gupta National Radios	Basant Kr.gupta	2/74, Ghumna Bazar, Farrukhabad	983864 8303	visheshtelecom@in.com
303	UP	Firozabad	Gauri Infocare	Mr. Vinod Kumar,rajku mar	20, ratan Vihar Complex, Suhag Nagar	931975 5155	gauri.firozabad@lemonmobiles.com
304	UP	Gajroula	Shri Balaji Infotech	Mukesh Tomer	1st Floor, Nagar Palikamarket, Opp.ramabai Degree College, Gajroula	925887 7388	mukesh.tanwan@gmail.com
305	UP	Ghaziabad	V.m. Computer Services	Akash Singh	C/o Money Communication ,shop No.1, C-22, Rdc, Ghaziabad(u.p.)	120456 8495	jp.sharma83@gmail.com
306	UP	Ghaziabad	Care Point	Sachin Choudhary	Glf-2, Opp. Reliance Treands, Opp. R K Banqute, G. T. Road. Ghaziabad, Uatter Pardesh	991068 6809	sachin4_chaudhary@yahoo.com
307	UP	Ghazipur	Aditya Mobile World	Aditya Kumar	Lal Darwaza, Near Shiv Temple, Distt.- Ghazipur,	941588 7413	chaurasiaaditya1@gmail.com
308	UP	Gonda	Jaiswal Services	Navendera Jaswal	Infront Of Dadua Bazar, Post Office, Sahabganj, Station Road, Gonda,	947576 5656	jaiswalservices@gmail.com
309	UP	Gorakhpur	M.m Communications	Ashwani Kumar	C/o Icon Ts,4-jai Joshi Complex, Medical College Road, Basharatpur	933642 2769	mm.gorakhpur@lemonmobiles.com

S No.	State	City	Service Locator Name	Contact Name	Address	Contact Nos.	Email Address
310	UP	Gorakhpur	Shivam Infotech World	Mr. Vishal Pandey	Pt.harihar Pd. Dubay Marg Betiahata, Gorakhpur	933641 5312	iconinfosys@rediffmail.com
311	UP	Hamirpur	Kaushal Mobile Shop	Anurag Tiwari	Paliwal Complex, King Road, Hamirpur	983863 0043	kaushal.hamirpur@lemonmobiles.com
312	UP	Hapur	Krishika Telecom	Sunil Kumar	Front Of R K Plaza, Gurudwara Market, Railway Road, Hapur,gaziabadh,	921913 2812	krishikatelecom@gmail.com
313	UP	Hardoi	Shipra Electrical & Appliances	Mr. Gaurav Gupta	Rd Plaza Shop No.6 Near Agrawal Dhramsala Circular Road	983890 8332	shipra.hardoi@lemonmobiles.com
314	UP	Hathras	Arya Electricals	Vikas Sharma	Lakshmi Talkies Market ,kamla Bazar ,hathras	921942 865	aryaelectrical@yahoo.com
315	UP	Jaunpur	Sapna Auto Agency	Mr. Dileep Kumar Singh	Wazidpur Tiraha, Jaunpur	933652 3000	sapna.jaunpur@lemonmobiles.com
316	UP	Jhansi	Plus Computer Repairing Centre	Sujit Kumar	Shop No.-5, Basement, Modi Tower, Jeevan Shah	945394 1965	pluscomputer.jhasi@lemonmobiles.com
317	UP	Kanpur	Carewell It Services Pvt. Ltd	Mr.amit Asthana	Govind Nagar, Opp. Natraj Cinema	512326 0261	carewell.kanpur@lemonmobiles.com
318	UP	Kanpur	K Mobile	Mr. Sanjeev Singh	Ffd-12 3rd Floor, Somdutt Plaza, Kanpur	967003 7632	bablu_kumar946@yahoo.com
319	UP	Kanpur	Wave Technologies	Mr. Prabhat Singh	25/20 Canal Road Ground Floor	962121 2425	wave.kanpur@lemonmobiles.com
320	UP	Kanpur	Premier Communication	N. P. Singh	25/16, First Floor, Karachi Khana, Sagar Market, Kanpur	983946 2040	lemonmobileservice@yahoo.co.in
321	UP	Kasganj	Prem Computer Services	Vinay Kumar	Roop Complex, Nadrai Gate, Kasganj, Kashi Ram Nagar,	983740 3904	vinayinfo2000@yahoo.com

S No.	State	City	Service Locator Name	Contact Name	Address	Contact Nos.	Email Address
322	UP	Kushinagar	Ganpati Enterprises	Rajeev Kumar Mishra	Gandhi Nagar, Near Head Post Office Padrauna, Kushinagar,	983827 6275	ganpat_enterprises@rediffmail.com
323	UP	Lucknow	G L Services	Mr.sanjeev Batra	Sri Niwas, IInd Floor, 14, Beni Prasad Road, Lalbagh	983941 1655	saisalempur@yahoo.com
324	UP	Mainpuri	S.s. Computers	Ankit Mishra	Near Raj Marriage Home, Haridarshan Nagar, Mainpuri (u.p)	925951 8106	ss.mainpuri@lemonmobiles.com
325	UP	Mathura	R.k Infotech	Alok Gupta	G-3 Aatithya Palace Complex, Sonkh Adda, Junction Road	931999 9666	rk.mathura@lemonmobiles.com
326	UP	Maudaha	Chotu Mobile Center	Mr. Radha Krishna Gupta	Rashmi Petrol Pump, Maudaha,	961609 6160	chotu.hamir@lemonmobiles.com
327	UP	Meerut	India Electronics	Mr. Saeed Khan	A 77 Bank Street Opp. Scout Guide School Lalkurti, Meerut, (u.p)	999769 2165	india.mee@lemonmobiles.com
328	UP	Mirzapur	Swastik Telecom	Mr. Shishir Agrawal	Imarti Road	941523 2277	swastik.mirzapur@lemonmobiles.com
329	UP	Modi Nagar	Shiv Telecom	Ankit Kumar	Opp.- Modi Nagar Dharam Kanta, near Raj Chopla, Modinagar, Ghaziabad,	931948 6010	shiv.ankit09@gmail.com
330	UP	Moradabad	Shree Balaji Infotech	Mukesh Kumar	1st Floor, Opp Ahinsa Hotel, Gmd Road, Budh Bazar Coraha, Moradabad,	953653 6536	mukesh_tanwar@yahoo.com
331	UP	Muzaffarnagar	Krishna Electronics & Telecom	Mr. Gurucharan Singh Arora	1 Agrawal Market, muzaffarnagar-251002(up)	989795 0263	krishna.muz@lemonmobiles.com
332	UP	Noida	Vidhi Mobile Point	Pradup Awana	Shop No-1, Horem Complex, Naya Bass, Sec-15, Noida, Uttar Pradesh	120435 8655	vidhimobilepoint@gmail.com
333	UP	Pilibhit	Rathore Electronics	Vijay Rathore	Madhuban Complex, Ground Floor, Pilibhit,	925931 6555	vijayrathore20@yahoo.com

S No.	State	City	Service Locator Name	Contact Name	Address	Contact Nos.	Email Address
334	UP	Raebareli	Karuna Enterprises	Vikas Jain	Shop No.-3, Bajpai Market, Malik Mau Road, Beli Ganj	979240 0005	karuna.raebareli@lemonmobiles.com
335	UP	Rampur	Choudhary Service Centre	Adil Choudhary	Nawab Gate, Mala Road, Rampur,	969050 0786	adil.choudhary@yahoo.in
336	UP	Saharanpur	Tirupati Enterprises	Manu Tyagi	Pooja Complex, Opp Civil Court, court Road, Saharanpur,	983769 0000	service.saharanpur@gmail.com
337	UP	Salempur	Sai Service Station	Santosh	Statio Road, Salempur, Uatter Pradesh	993670 2500	saisalempur@yahoo.com
338	UP	Shajahanpur	Website Computers	C.m.jauhari, d haram Veer Singh	71, Tarin Bahadurganj, Near Clock Tower	923542 8272	website.shajahanpur@lemonmobiles.com
339	UP	Shamli	Dev Telecom	Yogesh, manoj, amit	Dhimanpura, near Muzaffarnagar Bus Stand, opp. indian Overseas Bank	921951 6400	dev.telecom@yahoo.co.in
340	UP	Shamli	Hari Om Cellulars	Mr. Vikrant Gupta	Bara Bazaar, Shamli, Distt. Muzaffarnagar - 247776, (u.p)	975800 6791	hari.sh@lemonmobiles.com
341	UP	Sitapur	Shagun Mobile	Santosh Prajapati	Shop No. 1 Jama Masjid Alamnagar Sitapur	983994 3131	shagun.sitapur@lemonmobiles.com
342	UP	Sitapur	M D Mobile Solutions	Anoop Prajapati	Near Rto Office, Lakhimpur, Sitapur(khieri),	950655 6666	mdmobilesolutions77@gmail.com
343	UP	Sonebhadra	Maa Duiza Telecom	Suresh	Aryan Samaj Chauraha	993542 3418	chintu2552@yahoo.co.in
344	UP	Sultanpur	Mobile Place	Mr. Pawan Pandey	Shop No.6, Super Market Sultanpur-228001	983862 4713	mobile.sult@lemonmobiles.com
345	UP	Unnao	Avijit Infotech	Mr. vishnu Pandey	251 ,a.b. Nagar Opp.collector Ganj Unnao - 209801	933535 3222	avijit.unnao@lemonmobiles.com
346	UP	Varanasi	Maa Durga Electronics	Ms Rekha R Srivastava	C 26/1 A, ganesh Bagh, kabir Road, near Petrol Pump, Varanasi. Pin-221001	980720 7811	maa.varanasi@lemonmobiles.com

S No.	State	City	Service Locator Name	Contact Name	Address	Contact Nos.	Email Address
347	UP	Varanasi	Vishal Communication	Mr. Vishal	S. 21/112,a-1 Englishiya Line, Varanasi(up)	983925 944	vishal.var@lemonmobiles.com
348	Uttaranchal	Jwalapur	Connecting Communication	Manish Verma	G-76, New Ansari Market, Gurudwara Road, Jwalapur, Haridwar, Uttarakhand	935924 6415	manishverma.hdr@gmail.com
349	Uttaranchal	Kashipur	V.k.mobile World	Vivek Arora	Opp.- Roadways Bus Stand, Drona Sagar Road, Kashipur, Uttarakhand	956822 2223	vivekksp93@gmail.com
350	Uttaranchal	Nainital	Ashirwad Mobile Hub	Anshul Johar	Shop No 59, K.m.v.n. Complex Opp. Jai Guru Jewellers, Nainital Road, Haldwani,nainital, Uttarakhand	975966 4242	asp.haldwani@gmail.com
351	Uttaranchal	Roorkee	Mobile World	Shahnawaz Ahmed	Close To Kundan Sweets, Opp.- Masjid, 20 Civil Lines, Roorkee, Uttarakhand	989785 8255	mobileworld.roorkee@gmail.com
352	WB	Asansol	Swati Enterprises	Subash Kr Aggarwal	Swati Enterprises, C/o- Shyam Plaza, S. B. Gorai Road, Near Santivination School, Opp.-sbi Atm, Asansol,	943475 1635	subhasagarwal2002@yahoo.co.in
353	WB	Berhampore	S B Communication	Sourav Mondal	3 , Station Road, Berhampore.murshidabad	973444 9611	sb_const123@rediffmail.com
354	WB	Birati	S S Enterprise	Sulagna Das	1, Vidyapith Road, Beside Birati Big Bazaar, Birati, Kolkata,	914326 9996	ssenterprises_51@yahoo.in
355	WB	Birbhum	R.k.sales & Service	Rofecul Islam	Rampurhat Newbustand(near Indranai Furniture Gali),rampurhat,birbhum	973217 4962	rofeculislam@rediffmail.com
356	WB	Durgapur	Digitech Service	Pintu Chatterjee	J.k. Paul Lane,benachity	993316 2824	digitech.service@rediffmail.com

S No.	State	City	Service Locator Name	Contact Name	Address	Contact Nos.	Email Address
357	WB	Ganga Rampur	Puja Telecom	Pranabesh Ghosh	Vill D.b. Road Para, Near Milonin Club, Po Gangarampur, Ps Gangarampur, Distt. Dakshin Dinajpur, .	923310 2112	puja_grp@rediffmail.com
358	WB	Howrah	Air Voice	Amit Kumar Bera	374, Belilious Road, Ner Howrah Maidan, Opposite Sales Tax Building, .	914340 0707	howrah.airvoide@gmail.com
359	WB	Jalpaiguri	M B Distributor	Kuldip Agarwala	Sitalabani, Falakata, Jalpaiguri	983247 8833	agarwalakuldip@yahoo.com
360	WB	Jalpaiguri	A2z Mobile Multimedia	Bodhisattwa Basu	Kamarpara, Jalpaiguri, , India.	993249 0682	reshav@msn.com
361	WB	Kakdwip	Dwipshikha Electronics	Chitralekha Jawa	Kakdwip New Market, 94 Busatand, South 24 Pas, .	956445 7037	swapan_35kak@yahoo.com
362	WB	Kolkata	Spice Sale Pvt. Ltd.	Lalit Agarwal	18, Rabindra Sarani, 1st Floor, Room No.#3, Kolkata.	980049 0390	spice_kol@yahoo.in
363	WB	Kolkata	Billionium Sales And Service	Mr. Sudip Mondal	6-chowringhee Lane,ground Floor, Kolkata,	332286 1694	spice.cal@gmail.com
364	WB	Midnapore	Mobile Care	Rajesh Sharma	Swarnarekha Accarment, Opp.-syndicate Bank, Near Web Computer, Malancha Road, Kharagpur	933287 6612	rajeshsharmakgp@rediffmail.com
365	WB	Nadia	Porama Sales & Service	Amit Debnath	Bus Stand Complex Market, 37, 1st Floor, Krishnagar, Nadia	779704 2203	amitdnath898@gmail.com
366	WB	North 24 Parganas	Rupa Telecom	Mr.debdut Khara	College Para, Basirhat, North 24 Parganas,	915359 5588	rupatelecom@gmail.com
367	WB	Ramnagar	New Computer World	Prasun Dinda	Vill+p.o.+p.s. -ram Nagar, Distt-purba Midinipur, .	943434 1081	dinda_prasun23@rediffmail.com

S No.	State	City	Service Locator Name	Contact Name	Address	Contact Nos.	Email Address
368	WB	Siliguri	Subham Computers	Mr. Nawal Kishor Mishra	622, Rishi Aurobindo Road 2nd By Lane, Opp Back Side Of Pradhan Buildinghakimpara, Siliguri	943404 4959	s.jha@subhamcomputers.com