

Lemon Duo339 Super User Manual



© 2011. All rights are reserved. No part of this document may be reproduced without permission. All trademarks and brand names mentioned in this publication are property of their respective owners.











While all efforts have been made to ensure the accuracy of all contents in this manual, we assume no liability for errors or omissions or statements of any kind in this manual, whether such errors or omissions or statements resulting from negligence, accidents, or any other cause. The contents of this manual are subject to change without notice.

Protect our environment! We strive to produce products in compliance with global environmental standards. Please consult your local authorities for proper disposal.

Note: User's Manual is Just to guide the user about the functionality of the phone. This dose not seems any certificate of technology. Some functions may very due to modifications and up gradations of software or due to print mistake.

SAFETY PRECAUTIONS

Before using your phone, please read the following important information to eliminate or reduce any possibility of causing damage and personal injury.

	Do not use wireless phones while driving.
	Switch off wireless devices in aircraft. The signal may cause interference. Using them on aircraft is illegal.
	Do not use mobile phones where blasting is in progress. Follow regulations and rules strictly.
	Do not use mobile phones at a refueling point. Don't use near fuel or chemicals
	Follow regulations or rules in hospital and health care facilities. Switch phone off near medical equipment.
	All wireless devices may get interference that could affect performance.
	Only qualified service personnel can install or repair this device.
	Use only approved accessories and batteries.
	Use only in normal position. Do not expose your phone to extreme high temperatures above +60°C (+140°F). Do not use anything static to clean your phone.
	Ensure the phone is turned on and in service. Enter the emergency number, then press Pick Up key. Give your location. Do not end the call until told to do so.

Improper use will invalidate the warranty! These safety instructions also apply to original accessories.

Table of Content

GENERAL INFORMATION	4
Antenna	4
Network Service	4
Accessories	4
Privacy	4
KNOW YOUR MOBILE PHONE	4
Positions of Phone Keys	5
Display Screen	6
IMPORTANT INFORMATION	7
Use of Passwords	7
Battery Information	7
Usage & Maintenance	8
Emergency Calls	9
GETTING STARTED	9
First Call	9
Mounting the SIM Card	9
Mounting the T-Flash Card	10
Charging the Battery	11
Switching Your Phone On/Off	11
Waken Up Your Phone	11
CALLING	11
Making Calls	11
Answering Calls	12
Options in Call	12
GUIDE TO MENU OPERATIONS	12
Phone Book	12
Messaging	13
Call Center	14
Organizer	15
Multimedia	17
Fun & Games	18
Opera Mini	19
Lemon Twist	19
Settings	21
Services	24
File Manager	24
APPENDIX	25
Appendix A: Guidance on Entry Methods	25
Appendix B: Troubleshooting	26
Appendix C: FCC Statement	26
WAP/MMS Settings	27

GENERAL INFORMATION

Antenna

Use of other antenna devices could damage your mobile phone and reduce performance. Your phone has a built-in antenna. Don't touch the antenna area unnecessarily when the phone is switched on. Contact with the antenna affects call quality and may cause the phone to operate at a higher power level than otherwise needed.

Network Service

A lot of features described in this manual are called network service. They are special services provided by wireless service providers. You should subscribe to these services from your home service provider and learn instructions on uses before you select the network you want to use.

Accessories

Li-Ion battery is the manufacturer-approved rechargeable battery available for your phone. May be some batteries performs best after several full charge/discharge cycles.

Use only batteries, chargers and accessories approved by the phone manufacturer for use with this particular model. The use of any other types will invalidate any approval or warranty applying to the phone, and may be dangerous.

Please consult with your dealer for availability of approved accessories.

Privacy









The shoot or recording of photos, images or sounds privately may be prohibited by law and/or subject to criminal prosecution. We recommend you to be responsible and respectful of privacy laws when you are taking photos, or doing records.

KNOW YOUR MOBILE PHONE



Positions of Phone Keys

1. Right/left Key	10. OK key
2. Up/down Key	11. [*] Key
3. Left Soft Key	12. [#] Key
4. Right Soft Key	13. USB connector
5. SIM2 pick up key	14. Camera
6. Music shortcuts key	15. Speaker
7. SIM1 Pick Up Key	16.FM antenna
8. Hang Up Key	17.Torch
9. Numeric Keys	18. 3.5 mm Earphone Jack

Key	Name	Description
	SIM1 Pick Up Key	Making or answering a call. In the standby mode, press this key to access the Call Logs.
	Left Soft Key	Use the left soft key to execute to functions indicated at the left of the prompt bar on the screen. Should press it to access UI
	Music shortcut key	In the standby mode, press it to access Audio player.
	SIM2 Pick Up Key	In the standby mode, press it to Pick Up Key
	Hang Up Key	End an ongoing call. In the menu mode, press this key to return the standby mode and cancel current operations. Press this key to stop the alarm ringing once the alarm rings.
	Right Soft Key	Use the right soft keys to execute to functions indicated at the right of the prompt bar on the screen.
	Selection Keys / OK Key	Scrolling options in the function list or the phone book. In the edit mode, direction keys are used for moving the cursor. In the standby mode, press direction keys to activate a specified function. In the standby mode long press the space Key to activate/ deactivate Torch Light.
	Numeric Keys	Used to enter numbers, letters and some special characters. In the standby mode, press and hold # key to activate Silent mode;




















Display Screen

Your mobile phone has a single screen display, which consists of three main areas:
The First line displays states icons, which indicate the signal strength, the remaining power of the battery, etc.





The Middle lines display text and graphics, including numbers, text, animated icons and the information you enter.

The Last line displays the currently available operations assigned to the left or right soft key.

States Icons

	Network Signal
	Fight mode
	Connecting GPRS and using GPRS
	Divert all Voice Calls
	Auto Keypad Lock
	Alarm Clock is activated
	Battery States
	SIM1 and SIM2 Missed Calls
	SIM1 and SIM2 New Message or Message Memory Full
	Message sending
	SIM1 and SIM2 New MMS
	MMS is busy
	Roaming Startup
	Wap message
	Audio player
	Bluetooth
	Earphone plugged in
	Email
	Memory card inserted

Sound States

	Ring Only
	Vib. Only (Silent mode)
	Vib. then Ring
	Vib. and Ring

IMPORTANT INFORMATION

Use of Passwords

Your mobile phone and SIM card have various passwords. Those passwords avoid unauthorized use of your phone and SIM card. You can change PIN, PIN2 and phone password in the "Settings > Security Setup"

Phone Code

The Phone code can be used to avoid unauthorized use of your phone. The factory setting for the phone code is 0000. If phone lock is enabled, you will be asked to input the phone password when you switch on your phone.

PIN (4 to 8 digits)

The PIN (Personal Identification Number) code protects your SIM card from unauthorized use. The PIN code is usually supplied with the SIM card. When the PIN code request is enabled, the password is asked every time the phone is turned on. Three times wrong PIN input, the SIM card will be locked and you will need to use the PUK to unlock it. PUK is usually set by the network operator.

1. Enter the correct PUK to unlock the SIM card, and then enter the new PIN and press **OK**.
2. If you are prompted to enter the new PIN again, enter it and press **OK**.
3. If the PUK is correct, the SIM card will be unlocked and the PIN will be reset.

PUK (8 digits)

The PUK (Personal Unblocking Key) code is required to change a blocked PIN code. Please contact your network operator for the code.

Note: Ten times wrong input in succession, the SIM card will be invalid and you need to consult with your network operator for a new SIM card.

PIN2 (4 to 8 digits)

The PIN2 code, supplied with some SIM card, is used for some functions, such as Call Cost, Fixed Dial and so on. Please consult your network operator to confirm whether your SIM card supports those services or not.

Three times wrong PIN2 code input, the SIM card will be locked and you will need to use the PUK2 to unlock it.

1. Enter the correct PUK2 to unlock PIN2, and then enter the new PIN2 and press **OK**.
2. If you are prompted to enter the new PIN2 again, enter it and press **OK**.

PUK2 (8 digits)

The PUK2 code, supplied with some SIM card, is required to change a blocked PIN2 code. It may be supplied with the SIM card. If not, contact your network operator.

Note: Ten times wrong input in succession, the SIM card will be invalid and you need to consult with your network operator for a new SIM card.

Barring Code

To activate call barring, you need a Barring Code. You obtain the password from your service provider.

Battery Information

Charging and Discharging

- The charger is designed to be used in temperatures between 0°C to 40°C.
- Do not charge the phone in wet and damp conditions.
- Use only batteries approved by the phone manufacturer and recharge your battery only with the charges approved by the manufacturer.
- We strive to produce products in compliance with global environmental standards

- The charger meets the standard for safety of information technology equipment and office equipment use. It must be used for this purpose only.
- Your phone is powered by a rechargeable battery. Full performance of the battery is achieved only after two or three complete charge and discharge cycles.
- When the battery level is low, "Low Battery" will be displayed on the LCD screen. If you have selected Alert Tone (Warning Tone of any profile in Profiles), the phone will sound the alert tone.
- When a charger is not in use, disconnect it from the power source. Do not leave the battery connected to a charger for longer than 12 hours, since overcharging may shorten its life.
- Temperature extremes will affect the ability of your battery to charge.

Tips for Battery

- Placing the battery in hot or cold places, such as in a closed car in summer or winter, will reduce the capacity and lifetime of the battery.
- Do not let the metal contacts on the battery touch other metal contacts. It could short-circuit and damage the battery. Use the battery only for its intended purpose.
- Do not disassemble or modify the battery by yourself.
- Do not clean the battery with water or any organic solvent.
- Always keep the battery dry.
- The battery can be charged and discharged many times but it will wear out as last. When the talk and standby time is obviously shorter than normal, please change the original battery approved by manufacturer.
- Do not short-circuit the battery.
- Turn off mobile phone before removing the battery.
- Do not dispose of batteries in fire.
- If you smell anything strange from the battery or find that the battery is overheated, you should stop using it immediately and contact the authorized After Service Center in your region.
- If you don't use the battery for a long time, please fully charge the battery before you store it.
- Batteries should never be placed in municipal waste. Batteries must be recycled or disposed of properly. Please follow local regulations for disposal of batteries.

Usage & Maintenance

To keep your product working well, take a moment to review the following usage & maintenance tips, which will help you to fulfill any warranty obligations and to enjoy this product for many years.

- Keep your phone and all its parts and accessories out of children's reach.
- Your products are not water-resistant. Keep it dry. Precipitation, humidity and liquids contain minerals that will corrode the connectors.
- Always treat your products with care and keep it in a clean and dust-free place.
- Do not expose your product to extreme high or low temperatures. Your phone operates best in temperature between 15 °C and 25°C. Minimum and maximum temperatures recommended by the manufacturer are -10°C and 55°C.
- Do not expose your product to open flames or lit tobacco products.
- Do not attempt to disassemble or modify your product. Only authorized personnel should perform service.
- Do not drop, throw or try to bend your product.

- Do not paint your product.
- Do not use harsh chemicals, cleaning solvents, or strong detergents to clean it.
- Keep anything magnetic, such as credit cards, far away from your product.
- If you find that the battery has any crack, deformation or anything else, you should stop using the battery immediately.
- If the electrolyte leak out and contact your skin or clothes, you should immediately use soap and clean water to clean it. In case the electrolyte spatters into your eyes, you must use the clean water to wash your eyes thoroughly and go to the hospital immediately.
- If your phone or any accessory doesn't function normally, please send them to the nearest authorized service facility. The qualified personnel there will assist you, and if necessary, arrange for service.

Emergency Calls

This phone, like any wireless phones, operates using radio signals, wireless and landline networks which cannot guarantee connection in all conditions. Therefore, you should never rely solely upon any wireless phone for essential communications (e.g. medical emergencies). To make an emergency call:

1> Switch your phone on.

Some networks may require that a valid SIM card is properly inserted in the phone.

2> Dial the official emergency number. Emergency numbers vary by location.

While making an emergency call, please remember to give all information as particularly as possible. Never hand off the call please until you are given permission to do so.

GETTING STARTED

First Call

- Insert a SIM card (Switch off your phone at first, and then remove the battery). Enter the area code and the phone number and press Pick Up Key.

Tip: Before you get started, you must insert a valid SIM card in your phone and charge the battery first.

- SIM Card: Please refer to "Mounting the SIM Card" for more reference on installation.
- Charging the battery: please refer to "Charging the battery" for more details.

Mounting the SIM Card

Your mobile phone number, PIN (Personal Identification Number), PIN2, PUK (Personal Unlock Key), PUK2 (Personal Unlock Key2), IMSI (International Mobile Subscriber Identity), the network information, the phonebook data, SMS (short messages) and other data are stored in your SIM card.

Note: This particular phone model only supports the SIM cards of 1.8V and 3V.

- Some network operators don't offer PIN2 and PUK2, so functions using those passwords will be unavailable.
- The SIM card and its contacts can be damaged by scratches or bending easily, so be careful while handling, inserting or removing the card.
- Keep all miniature SIM cards out of children's reach.

Note: Always make sure the phone is switched off before you insert or remove the SIM card, otherwise it may damage the SIM card.

Mounting

Remove the battery cover by sliding it. Insert the SIM card, with the notch at the bottom right and the gold contacts face down, into the card slot. Align the card to the arrow sign as the following picture shows:



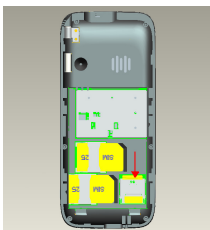
Replace the battery and close the cover tightly.

Note:

- If the SIM Card is installed improperly or damaged, the prompt words "Insert SIM" will display on the screen after you switch on your phone. Remove the SIM Card and check the way that performs as pictures show, and then mount it again.
- If "Insert SIM" still appears on the screen after you have inserted the SIM correctly, there may be something wrong with your SIM card. Please ask the network operator to repair it.
- If the screen displays that the SIM card is locked permanently, please consult with your network operator.

Mounting the T-Flash Card

Insert the T-Flash card, with the gold contacts face down, and into the card slot. Align the card to the arrow sign as the following picture shows:



Charging the Battery

Note: Please always keep your phone connector and charger dry.

1. Connect the connector of the travel adapter to the phone.
2. Plug the travel adapter into a proper AC wall outlet.
3. When your phone indicates that the battery is fully charged, please pull the travel adapter out from the I/O socket of the phone.

Tip:

1. If the battery is totally empty or not enough, it may take a few minutes before the charging indicator appears on the screen.
2. You can turn on/off, and use the phone while charging.

Warning: Make sure that the standard voltage/power of the place where you charge the battery matches with the rated voltage/power of our travel adapter.

Switching Your Phone On/Off

- Press and hold Power Key for a few seconds to switch your phone on.

▪ If the phone ask for a phone lock code:

Enter the phone lock code, and press OK.

▪ If the phone ask for a PIN code:

Enter the PIN code, and press OK. The PIN code is usually supplied with the SIM card. Please consult your network operator for more information.

▪ Access the standby mode.

Press and hold Power Key for a few seconds to switch your phone off.

Waken Up Your Phone

▪ If your phone gets into far-gone standby mode (the screen goes out):

Press Power Key and then you can waken up your phone.

▪ If your phone ask for "Press Unlock and then space key":

Enter the SIM2 Pick up key and then press the space key.

CALLING

Making Calls

1. Enter the phone number (with the area code)
2. Press the SIM1/SIM2 Pick Up Key to make a call.
3. Press the Hang Up Key to end a call.

Making International Calls

1. Press the + Key for the international prefix symbol +.
2. Enter the country code, area code and phone number.
3. Press the Pick Up Key to make a call.

Clear Wrong Enters

Press the right soft key to delete the last character on the screen. Hold the right soft key will clear all you entered.

Making a call from the Phone Book

1. Press the right soft key to access the **Phone Book**.
2. Scroll the Up/Down key to select the number you want, and press the Pick Up Key to call the number.

Last Number Redial

1. In the standby mode, press the Pick Up Key to access the **Call Logs**.

2. Press the Up/Down key to reach the desired number or name and press the Pick Up Key.

Speed Dialing

You can save 8 Speed Dial Numbers you often dial to positions titled with number keys from "2" to "9" respectively. Select **"Phonebook > Options > Phonebook settings > Speed dial > Set Number"**, and then set **"Status"** on. In the standby mode, press and hold the number key to dial the corresponding number.

Adjusting the Sound Volume

During a call, you can press the up/down navigation Keys to adjust the earpiece volume.

Answering Calls

1. To answer an incoming call, press the Pick Up Keys.
2. To end or reject an incoming/ongoing call, press the Hang Up Key.

Tip: If the caller can be identified, the screen will display the caller's name. If the caller can't be identified, the screen will only display the caller's number.

Options in Call

Your phone provides a number of functions that you can use during a call.

During a call, you can access Hold/End single call, New Call, Phone Book, Messages, Sound Recorder and other functions.

GUIDE TO MENU OPERATIONS

All function options about the mobile phone are listed as below with brief descriptions. Press the LSK or center key to enter to Main Menu.

Phone Book

You can fast locate the number of the person you want to contact. Please enter the initial letter of the person's name, and related records about it will display in the middle of the screen. You can locate your records by up or down key and press OK key.

Options for Searched number are:

1. **View:** Check the details of entry.
2. **Send text message:** Send the text message to the searched number.
3. **Send multimedia message:** Send MMS to the searched number.
4. **Call:** Call on the searched number.
5. **Edit:** Edit the entry.
6. **Delete:** Delete the entry.
7. **Copy:** Copy the entry to phone memory, SIM memory or to a file.
8. **Move:** Move the entry from phone to SIM or vice-versa.
9. **Send vCard:** Send contact as text message, as MMS, via Bluetooth.
10. **Add to Blacklist:** Add the entry to blacklist.
11. **Mark several:** You can choose one or more options, and to Unmark, Send text message, Delete marked, Unmark all operation.
12. **Caller groups:** The phone is programmed with five caller groups. You can make individual setting for each group, such as rename, ring type, incoming call picture, incoming call video and each group member's personal setting.
13. **Phonebook settings:** Set the phonebook in ten categories:
 - Preferred storage: Select the storage, SIM1/SIM2, phone memory or all.
 - Speed dial: Set the number to speed dial.

- My vCard: You can edit the number & send your number.
- Extra number: Other numbers such as the owner number, fixed dialed numbers, service dialing number and SOS number stored on the SIM card. You can check and edit other numbers stored on the SIM card.
- * **Note:** Service number needs the support of SIM card.
- Memory status: Check the status of SIM1/SIM2 and phone.
- Copy contacts: Copy contacts from SIM1/SIM2 to phone or vice-versa.
- Move contacts: Move contacts from phone SIM1/SIM to phone or vice-versa.
- Delete all contacts: Delete all contacts from SIM1/SIM2 or phone.

Messaging

Only when your network operator supports this service, you can use the function.

Write Message

You can edit the SMS.

Inbox

The phone will prompt you when you receive a new message.

Drafts

In the Drafts, please select Options, and then you can do send from SIM1/SIM2, edit and some other operations.

Outbox

This function is used to check messages in outbox.

Sent messages

This function is used to check the messages sent from SIM1/SIM2.

Delete messages

This function is to delete the messages of Inbox, Drafts, Outbox, Sent messages or All messages at once.

MMS

Write Message: You can edit the MMS message.

Inbox: The phone will prompt you when you receive a new MMS.

Outbox: This function is used to check MMS in outbox.

Drafts: This function is used to check messages in drafts.

Templates: Your phone saves messages both for MMS in common use. You can view, write message, properties.

MMS Settings: You can configure the default information about MMS properties.

Broadcast Message

This network service enables you to receive all kinds of text messages, such as weather reports or transportation information. Until now, there are several networks afford the service in this world. Please consult your network operator for more reference.

SIM1/SIM2 Broadcast message:

Receive Mode: Turn on or off the Cell Broadcast.

Read Message: Scroll the Up/Down Key to select the message.

Languages: Select the desired language to display the broadcast message.

Note: Your network operator decides whether the language is supported or not.

Channel Settings: You can choose Select, Add, Edit or Delete to receive the Broadcast information.

Templates

Your phone saves messages both for SMS in common use. You can edit, remove or write message.

SMS Settings

You can configure the default information about SMS properties. Before using message function, you need to do necessary settings as follows:

1. Profile settings: User should set a proper profile for mobile message. Enter into each mode to find the profile name, message centre number, validate time, sending profile setting.

2. Voicemail server:

Edit: Input or modify the number and the name of voice mailbox.

Connect to Voice: You can hear messages in the voice mailbox.

Note: This service is supplied by the network, such as the message machine service. It enables the caller to leave messages when you can't or you are unwilling to answer the coming call. Your number for the voice mailbox is saved in this phone. In standby mode, hold the number key 1 to dial the number of the voice mailbox after the number is configured. Please consult your network operator for more details.

3. Common settings: Activate Delivery Reports, Reply Path and Save sent message.

4. Memory status: User can check the available space in SIM card or mobile message box.

5. Preferred storage: User can choose location to save the message either in mobile or SIM card.

Call Center

Call History

SIM1/SIM2 Call history

Missed Calls: Displays the list of recent missed phone numbers;

Dialed Calls: Displays the list of recent dialed phone numbers;

Received Calls: Displays the list of recent received phone numbers.

Delete Call Logs: You can delete all records of missed calls, dialed calls or received calls with this function or Delete all folders drastically.

Call Timers:

- Last Call: The last call time can be checked.
- Dialed calls: The total time for all dialed calls can be checked.
- Received calls: The total time for all received calls can be checked.
- Reset All: Reset the counters.

Call Cost:

Last Call Cost: You can check the last call's charges.

Total Cost: You can check the whole call's charges.

Reset Cost: You can modify the call's charges, and reset the cost to 0. PIN2 code is required while modifying.

Max Cost: You can check and modify the upper limit. PIN2 code is required while modifying.

Price per Unit: You can check and modify the call's rate. PIN2 code is required while modifying.

Note: This function is related with the SIM card. Some SIM cards don't support the function. PIN2 is provided from the network operator. Please consult your network operator to obtain the number.

Text msg. Counter:

Sent: You can check and clear the number of sent messages.

Received: You can check and clear the number of received messages.

Note: This function has nothing to do with the SIM card. The amount of sent or

received messages will not change even if you change the SIM card.

GPRS Counter:

- Last Sent: User can get the record of the bytes sent last time.
- Last received: User can get the record of the bytes received last time.
- All Sent Data: User can get the record of all the bytes sent.
- All Received Data: User can get the record of all the bytes received.
- Reset Counters: User can reset all counting.

In any country using digital GSM network, so long as you are in network covering range, you can know it by examining the indication bar of the network signal intensity at upper left corner of the screen.

Call Settings

SIM1/SIM2 Call settings

1. Caller ID (Net work Service): You can select Set By Network, Hide ID or Send ID. The default state is the Set By Network.
2. Call Waiting > Activate, the network will notify you of a new incoming call while you have a call in progress (Net work Service).
3. Call Divert: This network service allows you to divert your incoming calls to another number. For details, contact your service provider.
4. Call Barring > Activate, this network service allows you to restrict incoming calls from your phone. For details, contact your service provider.
5. Line Switching: Switch to Line 1 or 2, the default one is Line 1.

Note: If Line 2 is selected, making calls from Line 2 depends on the network operator.

6. Close User Group (Only for SIM1): if On, this network service specifies the group of people whom you can call and who can call you. For further information, contact your network operator or service provider.

Tip: only SIM1 card support this option.

Advance settings

1. Auto Call Record: When set the status On, the phone will record each and every calls and save it in the phone or memory card.
2. Blacklist: you can set 20 numbers. When this Black list is enabled, you won't receive the calls from the numbers entered in the Blacklist.
3. Auto Redial: On, the phone will automatically redial the last called number after a while if you fail to connect to the number. The times for auto redial are up to 10 times. Press Abort to end Auto Redial.
4. Background Sound: This function is to activate different background sound like Motor cycle, Sidewalk, MRT1, MRT2, Restaurant, Pub, Chord, Alarm, Dou, White noise etc.
5. Call time Display: On the call, time will display when status On.
6. Call Time Reminder: This function prompts you to end the call in time to save the call cost. You can select Off, Single, or Periodic.
7. Auto quick end: You can set ON/ OFF, and set a time (1~9999s) as your desire.
8. Reject by SMS: This function when enabled is used to send the reject message during an incoming call.

Organizer

Offer you several little tools to let you feel more comfortably.

Bluetooth

You can use Bluetooth transmission of documents directly. Search equipment to the transfer, In accordance with the onscreen instructions can operate, and accepts data, choose to receive the same, document will be automatically stored in the directory.

Power: Bluetooth Switched on or off.

Visibility: Fix it On make your phone discoverable for others.

My device: Can inquiry new device.

Search audio device: You can search audio device.

My Device Name: The default name is "**LEMON Duo339 super**".

Advanced:

Audio Path: This function is to keep the audio path to phone or BT headset when connected Bluetooth headset.

Storage: This function to set the storage location for the file received via Bluetooth sharing.

Sharing permission: It should be Fully control by default.

My address: One can found the BT address of the phone at this option.

Calendar

This includes English, Hindi and Hijri Calendar.

You can View today, View all, Add event, Jump to date.

Tasks

You can View, Add, Edit, Delete, Delete overdue, Delete All, Jump to date, Send vCalendar and Save as file as desired. Start up the Task and press OK. Press **Options** to access to the next step to add a new memo.

Alarm

The mobile phone provides several alarms and you can set them as your need. If you have configured an alarm, an icon indicated that you have configured the alarm will appear. No icon will show if you don't set an alarm. Select "Edit" to set the alarm.

World Clock

Scroll to browse every city's time zones in the world map. The related date and time will display at the bottom of the screen.

Calculator

The calculator can add, subtract, multiply and divide.

Unit Converter

You can make the units conversion for weight and length. Enter the number into the column, and then press "OK" to get the result.

Currency Converter

You can make currency conversions. Press **OK** after enter the exchange rate, and then enter the number of the currency, and press **OK** to get the result.

Health

Provides the reference of BMI and Menstrual.

Ebook reader

You can read E-book with "*.TXT" format which saved in your memory card.

Multimedia

Camera

During the view-findings mode, press the left soft key, to carry out the following operations:

Photos: To display the file list.

Camera Settings: To set some relative spec of the camera.

Image Settings: This includes photo size and photo quality adjustment.

White balance: To set the balance of light.

Scene Mode: To set the scene mode auto or night.

Effect settings: To set special shot effect.

Storage: To set the default storage path.

Restore Default: Can restore default.

Image viewer

Enter the "image viewer" to view the image files in the default folder "Photos".

Video recorder

Your phone supports the video recorder function. Press your navigation keys left and right to adjust the EV, and press it up and down to adjust the zoom. Press the center navigation key to get start and pause. Press the RSK to stop the video recording and LSK to go to Options to perform the following operations:

Camcorder Settings: To set some spec. of the video recorder.

Video settings: You can set the video quality, size limit and so on.

White balance: To set the balance of light.

Effect settings: To set special shot effect.

Storage: You can store the Video in the phone or Memory card.

Restore Default: Press the left soft key and select Yes to return to default settings.

Video Player

You can perform the following operations:

Play: You can play the specified video.

Send: You can forward the video as multimedia message, Email and via Bluetooth.

Use as: This option is used to set the video as caller ID function.

Rename: You can rename the specified video.

Delete: You can delete the specified video.

Delete All Files: You can delete all videos.

Sort by: You can sort your videos by Name, Type, Time and so on.

Storage: To set the default storage path.

Audio Player

The Play, Stop, Back, Forward functions correspond to the Up, Down, Left and Right key respectively. Select **List** to access the **Play List**, and then select **Options** to perform the following functions:

Note: The current system does not support some MP3 with a non-standard format.

1. Play: to play the specified music.

2. Details: Title, artist, Size, Time, and so on.

3. Add to Ringtones: You can use MP3 music as the ring tone for incoming calls.

4. Refresh List: You can refresh the music file list of the memory card.

5. Settings:

- **Pre. Play list:** You can choose the Mp3 files in the Phone or in the memory card.
- **List Auto Gen.:** On/Off, play the music saved in system/select music files from the File Manager to play.
- **Repeat:** You can select Off, One or All.
- **Shuffle:** You can select On/Off.
- **Background Play:** On, the music will continue to play even if you exit the Playing Screen (music will stop when a call is coming).

Bluetooth settings

There are two sub options here.

- **BT stereo output** > you can select On/Off.

- **BT stereo headset** > Insert the earphone and access the Headset mode automatically.

Audio effect: User can change the equalizer effects to different modes while playing audio player in headset mode.

Note: Press the volume keys (* and #) to adjust the volume. Make sure that the volume is appropriate for your hearing while using the audio player. To enjoy non-stop music, please download music to the "My Music" folder of phone's internal memory recognized as a USB disk on your PC. The Audio Player of the phone will automatically play music files from the "My Music" folder. You may need to refresh it manually from the settings in case you have earlier selected manual refresh settings.

Sound Recorder

The mobile phone supports 2 recording formats: WAV and AMR. You can record conversations, which may be saved to the Audio folder under Phone/ File Manager. If there is a record, press the left soft key you can select: Record, Play, Append (only for AMR), Rename, Delete, Delete All, Setting, Use, and so on.

FM Radio

You can use your phone to listen to FM radio stations once the original Handset is plugged into the connector or antenna is opened.

1. Press the Down key to Power on/ off the FM radio.
2. Press the OK key to record the FM.
3. Press the Left/Right key to change the searching function of step to next frequency.
4. Press the */# key to adjust radio volume.
5. Press Options to access the following options: channel list, manual input, Auto search, Settings, Record, Append, File list.

Schedule FM Record

With this function, your phone can record the FM program as the schedules once the original Headset is plugged into the accessories connector. You can set Off or On, the date and time, repeat style, channel settings and record settings.

Fun & Games

There are several interesting game and java application in the phone. Please refer to instructions from the menu for more details.

Tip: The game menu includes Start Game, Game Level, Best Grades and Game Help.

Opera Mini

Opera Mini is a web browser designed primarily for mobile phones to open big memory size websites.

Memory size websites. You can experience better, faster, efficient and economic way of Web browsing.

Lemon Twist:

Lemon Twist includes various features like Atom(m-Commerce), Facebook, Twitter, Buzzintown, Nimbuzz messenger, MSN messenger, Yahoo Front Page, Yahoo mail.

Note: GPRS should be activated from the operator side and also in the SIM Card.

Email

This E-mail function can receive and send emails supported only Outlook Email server. Please read the following related information carefully before you use the function:

Email: Please log on some Internet web to apply an email account. That email account is just the "Email" referred in your manual. It belongs to the email server computer system provided from the network operator. Emails you received and sent are transferred by that email server.

Email Server: is a computer that supplies the email service from the network operator. Please consult your network operator to obtain the server name. POP3 and IMAP are common use servers in our life:

1. POP3: is a client/server protocol in which e-mail is received and held for you by your Internet server. Once you connect the web and enable the email, your phone will automatically download the new email from POP3 email server to the phone's inbox, and then delete those emails from the server. If you want to save those emails, please select the "Leave a copy of messages on server" option in "Email Setting".
2. IMAP: (Internet Message Access Protocol) is a standard protocol for accessing e-mail from your local server. IMAP provides the user more capabilities for retaining e-mail on the server and for organizing it in folders on the server. IMAP can be thought of as a remote file server.

Note: Please consult your network operator to ensure which type your email is.

User Name: The name you enter when you applied the email account. When you log on the email, the server should verify your identity.

Password: The code you enter when you applied the email account. The email server will verify whether you are the only user for the email account or not according to the user name and password you input.

Email Address: This is the address used in Internet. According to the address, people send emails to your mailbox. The address is assigned by the system when you apply the email, so you can't modify the address.

Send and Receive


You can read sent and received emails.

Write Email

- **To:** edit the receiver E-mail address.
- **CC:** edit others E-mail address which used to send the E-mail to others at the same time.
- **BCC:** edit others E-mail address which used to send the E-mail to others secretly at the same time.

- **Subject:** edit the Subject of the E-mail.
- **Attachment:** attach 3 files saved in the phone. The default mail size is up to 90K.
- **Priority:** you can select Normal, Low or High.
- **Content:** enter the text and press "Ctrl" Key to switch input methods.
When you select **Done**, you can do the following operations:
 - Send: to send the email.
 - Send and Save: to save the email to Sent and send it out.
 - Save to Drafts: to save the email to Drafts without sending it out
 - Quit without Saving: to exit the Email Option without saving the email.

Inbox

All received emails display in the inbox, and the icon  means the email is unread. Use the Down/ Up key to scroll the cursor to check the list, and the subject and time will display. If the email has been read, the icon will change to the read icon. Please press the left soft key to access **Option**, and follow steps described as below:

- **Reply:** to reply the sender.
- **Reply to all:** to reply all senders.
- **Forward:** to forward this email to others.
- **Delete:** to delete this email.

Outbox

In the Outbox, Select Options, and then you can View or select other operations.

Sent

After the email is sent out successfully, you will be asked to save the email into the Sent or not. Please refer to the Unsent for more details.

Drafts

Emails in Inbox, Sent or Unsent and the email unfinished can all be saved into the Drafts. Please select **Option**, and then you can Edit, Mark as Deleted or Delete.

Clear mailbox

Use the function to delete emails in Inbox, Sent, Outbox or Drafts respectively.

Delete marked Emails

Use the function to delete e-mails with the deleted mark in Inbox, Outbox, Sent, Drafts respectively, or Delete all mailboxes drastically.

E-mail Accounts

Please select one mode from them. After you edited the mode, please activate it to use the E-mail function.

- 1> **E-Mail Address:** user define
- 2> **Display Name:** user define
- 3> **Username:** user define
- 4> **Password:** user define
- 5> **Outgoing Server:** user define
- 6> **Incoming Server:** user define
- 7> **Advanced Settings:**
 - **Account Setting:**
 - 1> Account Name: user define
 - 2> Data Account: user define
 - 3> Protocol: POP3
 - 4> Check Interval: user define
 - 5> Download Size: user define(102400, max)

- 6> Retrieve amount: user define(50, max)
- 7> Reply to address: user define
- **Outgoing Server:**
 - a) Outgoing Port: 25
 - b) Authentication: user define
- **Incoming Server:**
 - 1> Incoming port: 110
 - 2> Download Options: user define
 - 3> Copy on Server: user define
 - 4> Del. server mail: user define
- **Signature:** You can set Auto Signature, Signature Image and Signature Text.

Tip: the word "user define" may indicate what you enter or select should consider the local network condition, please consult your network operator and the local dealer for more information.

Templates

You mobile phone saves many template in common use. What you can do for those are Edit, Remove and Write Email.

Settings

User Profiles

General

1. **Activate**
2. **Customize**
 - **Tone Settings:** Includes SIM1/SIM2 Incoming Call, Alarm, Power on, Power off, SIM1/SIM2 Message, and Keypad.
 - **Volume:** Includes the volume setting of Ring Tone and Key Tone. The volume degree is from 1 to 7.
 - **Alert Type:**
 - Ring Only: Just ringing.
 - Vib. Only: Just vibration, no ringing.'
 - Vib. And ring: Vibration and Ringer at same time.
 - Vib. then ring: Ringing after vibration.
 - **Ring Type:**
 - Single: Rings once when a call is coming.
 - Repeat: Rings continuously when a call is coming.
 - Ascending: Rings continuously and the volume increases gradually.
 - **Extra Tone:**
 - Warning: If necessary, you will be warned by the prompt tone.
 - Error: You will be warned by a tone if you make a mistake.
 - Camp On: A prompt tone will be heard after searching the network successfully.
 - Connect: A prompt tone will be heard after getting through to the dialed number.
 - **Answer Mode:**
 - Any Key: Press any key to answer a call (Except of Hang Up Key and Right Soft Key)

Meeting

Please refer to "General" for more details.

Outdoor

Please refer to "General" for more details.

Indoor

Please refer to "General" for more details.

Headset

Insert the earphone and access the Headset mode automatically. This mode has no Activate options. Please refer to "General" for more details.

Note: Press and hold the # key to enable or cancel the silent mode. In the Silent mode you can't hear any sounds indicates a call or a SMS is coming.

Bluetooth

You will enter into Bluetooth mode after you activate the Bluetooth function. This mode has no Activate option; the detailed operation has been shown in the "General".

Energy-Saving

This mode is only activated. The backlight goes dim when you activate this profile.

Dual SIM settings

You can choose one mode as your desire from the options:

- 1) Dual SIM open, 2) Only SIM1 open, 3) Only SIM2 open, 4) Flight mode.

Phone settings

Time and Date:

- **Set home city:** Select the desired home city.
- **Set Time/Date:** Enter the current time, date and Daylight saving.
- **Set Format:** Select a time, a date format and Date separator.
- **Update with Time Zone:** It can be set to On or Off.

Schedule Power On/Off: You can set the time for auto power on /off. Do turn the status on before using that function.

Note: Please disable the Schedule Power On function before you board an airplane.

Language: Select the desired language for the display text.

Pref. Input Methods: Select the desired input method for the default input method.

Greeting Text: Set the status on, greetings will display when power on.

Navigation Key: You can configure short cut functions for the Up, Down, Left and Right key respectively. In the standby mode, press any one of them to access the appointed function.

Auto update of date and time: It can be set to On or Off.

UART setup: When using this phone as GPRS Modem, select different UART port to decide whether SIM1 or SIM2 to be used.

Display Settings

With this function you can configure the basic status of display characteristics including Wallpaper, Screen saver, Power on display, Power off display, Show date and time, Show owner number, Show Operator1 name, Show Operator2 name, Clock type and LCD backlight.

Network Settings

Please contact the network operator for the following network service.

SIM1/SIM2 network settings

1. Network Selection

New Search or Select Network can help search the network where you are in. You can select the selection mode: Automatic or Manual. When you select Automatic, the phone will make the preferential selection according to the network where the SIM card belongs. When you select Manual, you are required to select the same network as the registered network with the network operator by SIM card for your use.

2. Preferences

Select the Preferred Networks. The default network is the network where the SIM card belongs. Select **Options** to perform the following operations:

- **Add From List:** Display all PLMN list.
- **New:** Create a new network and set the network priority.
- **Change Priority:** Reset the selected Network Priority.
- **Delete:** Delete the current preferred network.

Security settings

SIM1 security settings

SIM1 Lock

It is asked to input the PIN. It can be configured if the PIN is correct. If SIM card is set on, it needs to input the PIN every time you power on. Three times wrong PIN input, it's asked to input PUK. PUK is used to release and modify the locked PIN. If PUK isn't provided or missed, please consult your network operator.

Change Password

You can change SIM1 PIN, SIM1 PIN2.

SIM2 security settings

SIM2 Lock

It is asked to input the PIN. It can be configured if the PIN is correct. If SIM card is set on, it needs to input the PIN every time you power on. Three times wrong PIN input, it's asked to input PUK. PUK is used to release and modify the locked PIN. If PUK isn't provided or missed, please consult your network operator.

Change Password

You can change SIM2 PIN, SIM2 PIN2.

Phone Lock

You can lock or unlock the phone. Enter the password to activate or deactivate the phone lock. When the phone is locked, you will be required to enter the phone password. 4-8 numbers can be used for the phone password. The default phone password is 0000.

Auto Keypad Lock

You can lock/unlock the phone keyboard and set the Key Lock Time to None, 5 sec, 30 sec, 1 min, 5min.

Change Password

You can change your phone password. The default password is "0000".

Mobile tracker

This feature allows users to track their phone if they are lost or stolen. Switch on Mobile Tracker application and whenever a new SIM is inserted in your phone you will receive a SMS on pre defined numbers.

1) Open mobile tracker

This function requires your network support. You can set ON or OFF. When the function ON and the phone change a SIM card, the phone will sent a message to the

number which you set in Tracker Number. The message will tell you that which number is using your phone now. The default password is 0000.

2) Receptient number

You can set upto 5 receptient numbers to which the tracker message would be received.

3) Change Password

You can change Phone Tracker Password. The default password is "0000".

Shortcuts: You can set shortcuts for those functions you often use.

Restore Factory Settings

Access Settings to select Restore Factory Settings, and input password then press OK. All settings can be restored to factory settings with this function. The default phone password is 0000.

Sound effects

This functions is used to change the equalizer effects (Normal, Bass, Dance, Classical, Treble, Party, Pop, Rock) during playing audio player.

Services

STK Service

This service is offered as the SIM card service provided by the network operator.

Internet service

Internet service enables you tour around the Internet world easily and happily. Please follow the steps described as below:

1. **Homepage:** The default Internet Web Address.

2. **Bookmarks:** Save the Web address you often use.

3. **Input Address:** Press the left soft key to access Enter Address, and then input the web address to go to the Internet.

4. **Recent Pages:** Records after you browse the Website.

5. **Service Inbox:** Messages sent to users from the Web site.

6. **Settings:** You can configure: Select SIM, Profiles, Browser Options, Preferences, Security settings, Service Message Settings.

Data Account

Press the left soft key to perform following steps:

1. **GPRS:** Edit the GPRS account.

Note:

1) To open this function, you should apply GPRS service to your SIM card.

2) Some of the heavy sites could not be open as it will show the error "Insufficient memory". Suggest to open only WAP enabled site.

3) Download from some of the websites could not be done.

File Manager

You can use the function to manage all types of files saved in the Memory card or Phone.

APPENDIX

Appendix A: Guidance on Entry Methods

This phone provides input methods, which can be used in editing the Phone Book, short messages, memos, greetings, alarms and other text applications.

The Icons of Input Methods

After entering different kinds of edit windows (including edit phonebook, short messages. etc.), the icons of input are as follows:

"e² ABC": The Entry method of Smart ABC appears as: "e² ABC".

"e² abc": The Entry method of Smart ABC appears as: "e² abc"

"ABC": The entry method of Multitap ABC appears as: "ABC".

"abc": The entry method of Multitap abc appears as: "abc"

"HI": The entry method of Multitap Hindi appears as: "HI"

"123": The Entry method of Numeric appears as: "123"

How to Switch Between the Input Methods

Press the # key to switch the input methods.

e.g.: If the current input is Smart ABC the screen will show "abc".

How to Input Special Symbols

If you want to input special symbols, such as " @ = < > ", Etc., please press the "*" key at the right bottom of your keypad.

Appendix B: Troubleshooting

This section lists some problems that you might meet while using your phone. If you feel that your phone do not operate normally, please reset settings first, and then follow Troubleshooting Guide. If you are still unable to solve problems, please contact the authorized service center or the store from where you purchased the phone.

Problems	Solutions
Can not answer or make a call	<p>Make sure that the phone has been switched on.</p> <p>Make sure that the battery is charged.</p> <p>Make sure that the signal intensity is high enough.</p> <p>Make sure the own number function in the call setting is system preset or number sending.</p> <p>Make sure the line switch in call setting is the system preset line.</p> <p>Check whether you have set up call barring or fixed dialing or any other safety function.</p> <p>Check whether you have set up call divers. Check whether you have inserted the proper SIM card correctly.</p>
Low voice	Check if the volume has been set too low.
No ring	<p>Check whether you have set up the " Silent" option.</p> <p>Check whether the ring volume is not too low</p> <p>Move away from a noisy place to check if you can hear the phone ringing.</p> <p>Check whether you have set up call divers.</p>
T-Flash card detect slowly	<p>Format your T-Flash card with your phone.</p> <p>Note: To protect your files from getting lost, please backup the important information into the safe place before you formatting card.</p>

Appendix C: FCC Statement

This device has been tested and found to comply with Part 15 of the FCC rules. Performance is subject to the following conditions:

1. This device may not cause harmful interference.
2. This device must accept any interference received, including interference that may cause undesired operation.
3. Changes or modifications not expressly approved by the manufacturer or authorized service center could void the user's authority to operate this equipment.

GPRS and MMS settings

S/No. >>	1	2
OPERATOR	Airtel	Airtel
Account name	Airtel Live	AIRTEL GPRS
Homepage URL	http://live.airtelworld.com	http://www.google.com
Connection Type	HTTP	HTTP
IP gateway	100.001.200.99	Proxy - No
Security	None	None
IP port	8080	
user name	Not applicable	Not applicable
password	Not applicable	Not applicable
Access Point name	airtelfun.com	airtelgprs.com
Transmission mean	GPRS	GPRS
3	4	5
Vodafone	IDEA	Aircel
Vodafone GPRS	IDEA GPRS	Pocket Internet
http://live.vodafone.in	http://www.ideafresh.com	http://myaircel.com
HTTP	HTTP	WAP
010.010.001.100	10.4.42.15	172.017.083.069
None	None	none
9401	8080	9201
Not applicable	Not applicable	Not applicable
Not applicable	Not applicable	Not applicable
portalnmms	imis	aircelgprs
GPRS	GPRS	GPRS
6	7	8
Reliance	MTNL PRE PAID	BSNL(North)
Reliance GPRS	MTNL_WAP_Delhi	BSNL WAP
http://wap.rworld.co.in	http://localhost/home.wml	http://wap.cellone.in/
HTTP	HTTP	Connection-Oriented
010.239.221.005	172.016.031.010	010.132.194.196
none	None	None
8080	9401	9201
Not applicable	mtnl	Not applicable
Not applicable	mtnl123	Not applicable
rcomwap	gprspssdel	wapnorth.cellone.in
GPRS	GPRS	GPRS
9	10	11
TATA DOCOMO	BPL(MUMBAI)	Videocon
TATA DOCOMO GPRS	BPL WAP	Videocon WAP
http://divein.tatadocomo.com	http://wap.mizone.bplmobile.com	http://wap.vlive.in
HTTP	HTTP	HTTP
10.124.94.7	010.000.000.010	10.202.5.145
none	None	None
8080	9401	8799
Not applicable	*mobile phone number*	Not applicable
Not applicable	bplmmcs	Not applicable
TATA.DOCOMO.DIVE.IN	mizone	vgprs.com
GPRS	GPRS	GPRS

S/No. >>		1
OPERATOR		Airtel
Account name		AIRTEL MMS
MMSC URL		http://100.1.201.171:10021/mmsc
MMSC IP		100.001.201.172
Connection Type		HTTP
PORT		8799
MMSC APN		airtelmms.com
user name		Not applicable
password		Not applicable
2	3	4
Vodafone	IDEA	Aircel
Vodafone MMS	IDEA MMS	Aircel MMS
http://mms1.live.vodafone.in/mms/	http://10.4.42.21:8002	http://172.17.83.67/servlets/mms
010.010.001.100	10.4.42.15	172.017.083.069
HTTP	HTTP	HTTP
9401	8080	8080
portalnmms	mmsc	aircelmms
Not applicable	Not applicable	Not applicable
Not applicable	Not applicable	Not applicable
5	6	7
Reliance	MTNL PRE PAID	BSNL(North)
Reliance MMS	Dolphin-MMS	CelloneNorth_mms
http://10.239.221.47/mms/	http://172.16.31.136/mms/	http://10.132.194.197:8002
010.239.221.005	172.016.031.010	10.132.194.196
HTTP	HTTP	HTTP
8080	9401	9201
rcomms	gprspsdel	mmsnorth.cellone.in
Not applicable	Not applicable	Not applicable
Not applicable	Not applicable	Not applicable
8	9	10
TATA DOCOMO	BPL(MUMBAI)	Videocon
TATA DOCOMO MMS	BPL MMS	Videocon MMS
http://mmsc/	http://mms.bplmobile.com:8080	http://10.202.4.119:10021/mmsc/
10.124.26.94	010.000.000.010	10.202.5.145
HTTP	HTTP	HTTP
8799 (TCP-WAP2), 9201 (UDP-WAP1)	9401	8799
TATA.DOCOMO.MMS	mizone	vgprs.com
Not applicable	"mobile phone number"	Not applicable
Not applicable	bplmmsc	Not applicable

S No.	State	City	Service Locator Name	Contact Name	Address	Contact Nos.	Email Address
1	AP	Banderdewa	Hi Tech	Wasim Ahmed	Boro Mahajan Building, Po Banderdewwa, Near Bluehill Bus Counter, Distt. Papum Pare	943604 2425	capitaltvservice@gmail.com
2	AP	Adoni	Sai Cell Solutions	K.rama Subbaiah	Bhavana Hospital Complex, Opp.-kotta Circle,m.m. Road, Adoni	970326 5876	sailemon.adoni@gmail.com
3	AP	Anantapur	Bharathi Mobile Shoppe	Dhanunjaya Reddy	# 11/40, Ladies Club Bldg, Subash Road, Anantapur.	986634 7317	tdreddy123@gmail.com
4	AP	Ananthapur	R.k. Mobile Services	Mr. Pavan Kumar	R.k Mobiles Service, Shop No:1, 1st Floor, Opp-muni Rathnam Motors, Beside Professional Courier, Kamala Nagar, Raju Road, Anantapur-515001	988590 8738	rksol.kur@gmail.com
5	AP	Eluru	Excellent Mobiles	K N V Krishna Rao	Near Vaibhav Jewellers, Main Bazar, 1 Town, Eluru, Andhra Pradesh	944141 4874	excellentmobileseluru@gmail.com
6	AP	Guntur	Vasavi Associates	Vvssmanikaya Rao	4/1, Arundelpet, Opp. Ing Vaysa Bank, Guntur, Andhra Pradesh	988539 0817	jobsheet-9@gmail.com
7	AP	Hyderabad	Prime Tech Services	Shyam Sunder	Rajnigandha Apartments, Chaitanyapuri, Shop No.-8, Opp. Chaitranapuyri Bus Stop, Dilsukhnagar, Hyderabad, Ap.	984999 0038	shyam0038@yahoo.co.in
8	AP	Hyderabad	Hi Fi Mobile	Mr.satish Reddy	# 6-133 Opp: Hetero Pharmacy, Dwarkapuri Colony,chintal, Hyderabad.	929150 3773	satishreddy.goli@yahoo.com

S No.	State	City	Service Locator Name	Contact Name	Address	Contact Nos.	Email Address
9	AP	Kadapa	S V Technologies	Ravikumar	Door No-1/331,maruthi Nagar,national Lodge Complex, Opp: New Apsrtc Busstand Ingate, Kadapa	939699 9044	sv.kadapa@gmail.com
10	AP	Karimnagar	Sagarika Technologies	Mrs. Sagarika	# 2-8-40, Circus Ground Lane, Mukarampura, Karimnagar.	986642 3456	sagarika.technologies@yahoo.in
11	AP	Karimnagar	Om Mobiles	G. Gyanender	2-9-44/7, Siti Cable Lane, Jammikunta, Distt.-karimnagar, Andhra Pradesh	984986 9285	om.jmkt@gmail.com
12	AP	Khammam	Laxmi Sreenivasa Enterprises	Mr. V.mahendran adha Reddy	H.no.9-7-37, Opp. Masjid, Kasba Bazar	984983 6531	lemonkmm@gmail.com
13	AP	Kurnool	Anwar Communication	Mr. Zakir	C/oanwar Mobiles Service Centre, Shop No. 9 , Bhupal Complex , Park Road , Kurnool	986602 6731	anwar_marketing@yahoo.com
14	AP	Mahbub Nagar	Sri Chakra Mobile	Anil Kumar	Shop No. 4 , Shareef Complex , Nr. New Bus Stand, Mahbub Nagar.	939633 3111	srichakramobile@yahoo.com
15	AP	Mancheriyal	Sri Sai Communication	Rajesh	Shop No. 08, Mounika Complex, Bellampally Chourasta,mancheriya l.	939414 3420	lg.rajesh09@gmail.com
16	AP	Nalgonda	R.s. Communication	Mr. Raju	6-5-3, Viswalaxmi Complex, Beside Aircel Office, Hyderabad Road, Nalgonda.	988539 9868	rsserv4comm@gmail.com
17	AP	Nandyal	M.v. Distributors	M. Chandramouli	# 3-185, Bairmal Street, Nandyal, Kurnool District.	984984 0006	m.vdistributors@yahoo.co.in
18	AP	Nellore	Tirumalaa Electronics	S Naga Praveen	D No.-16-2-268, Behind Mayuri Restaurant, Pogathola, Nellore.	934703 3153	tirumalaaelectronics@gmail.com

S No.	State	City	Service Locator Name	Contact Name	Address	Contact Nos.	Email Address
19	AP	Ongole	Sri Chakri Mobiles Plaza	K.chakradhar	Shop No 3, C.v.n. Complex, Opp:thatha Building's, Sivalayam Road, Ongole, Prakasam Dist. Andhra Pradesh	800835 0555	chakrihnp@gmail.com
20	AP	Secunderabad	Saaroopya Mobiles	Subramanyam	# 3-4-126,beside Janapriya Bus Stop, Annapurna Colony,main Road,mallapur.	970466 5166	saaroopyamobiles@gmail.com
21	AP	Secunderabad	Sri Sai Comm.	Mr.mani	1-7-301, Shop No.-26, Hardy Complex M.g.road.	324364 63	srisaicommunications.service@gmail.com
22	AP	Srikakulam	New Vision Comm.	Srinivasarao.b	Nehru Road, Upstair Plastic World, Srikakulam.	984922 8121	nuuvision@rediffmail.com
23	AP	Tirupathi	Cmt Communications	K.teja	# 13-7-796-14-b, Tuda Office Road, Tirupathi	939362 0209	cmt.tirupathi@lemonmobiles.com
24	AP	Vijayawada	Vashnavi Technologies	V.satyanarayana Rao	Flat No 105, Rajsree Apartments, # 29-4-20, Kodandaramireddy Street, Beside Ing Vysa Bank, Governorpet.	994994 1400	satyan20_v@rediffmail.com
25	AP	Visakhapatnam	Arun Cell Care	N.g. Arun Kumar Swamy	D.no: 47-3-18/5, Shop No: 05, Sri Nilaya Complex, Dwaraka Nagar 5th Lane Visakhapatnam.	988503 6143	aruncellcare@yahoo.in
26	AP	Warangal	Siri Agencies	Mr. Raghu Babu	F9 Shutter 2nd Floor, Kr & Ms Reddy Complex, Hanmakonda, Andhrapradesh	934631 1223	raghunallapu2010@gmail.com
27	AP	Warangal	S.s. Bharti Communication	L. Sudarshan Rao	8-9-100/12, Victory Estate, J.p. N Road, Chourastha, Andhra Pradesh.	934655 2223	ssbharti05@gmail.com

S No.	State	City	Service Locator Name	Contact Name	Address	Contact Nos.	Email Address
28	Assam	Barpeta	New Micro Solution	Manash Kr. Mandal	Saradha Complex,durgabari Road,barpeta Road,barpeta	908532 7767	m_solution05@yahoo.co.in
29	Assam	Champaguri	D M Mobile Care	Pabtira Das	Champaguri, Road No.-8, Opp. Bimal Engineering, P.o.+p.s.,distt.-bongaj aom	970602 3177	phyprabin@yahoo.co.in
30	Assam	Dhubri	Mahabir Electronics	Bibek Jain	Opp.-shahitya Sabha, G.t.b Road, Dhubri	986436 1236	amit_ajmera25@yahoo.in
31	Assam	Dibrugarh	Speednet @ Ajmera	Mr. Kamal Kishore Jain	Ajmera House, Thana Charali, Dibrugarh	943503 0660	speednet.dib@lemonmobiles.com
32	Assam	Dibrugarh	Gem Palace Trading	Deepak Ranasaria	Keshan Market,opp. Ranghar Cinema Hall,h. S. Road,dibrugarh-1	943533 0061	gem.dibrugarh@lemonmobiles.com
33	Assam	Golaghat	Mobile Care	Ranju Dev	Near Garodia Hardware Store,dhodar Ali (main Road),golaghat,	940129 208	rajudev72@gmail.com
34	Assam	Guwahati	Multitrack	Ka;;o; Dutta	Bora Service Station, G S Road, Guwahati	956444 4684	multitrack_ghy@rediffmail.com
35	Assam	Guwahati	Mobile Solution	Piyush Jain	Mobile Solution C/O Ahmedbuilding H.b Road Fancy Bazarguwahati -1	943511 2420	piyushsarawgi@rediffmail.com
36	Assam	Hojai	B.s. Cell Point	Mr. Bapan Saha	Dadabhai Shopping Center, Main Road , Hojai,	367425 0002	bscellpoint@yahoo.com
37	Assam	Jorhat	Mahabir Electronics	Avinash Dutta	Opp. Balaji Canvas Store, J.b.road,	995498 3294	avinashjrt@gmail.com
38	Assam	Nagaon	R T Service	Usha Das	Room No.-27, 1st Floor, Market Complex, Nurul Amin Stadium, Nagaon	943595 9507	rtservice.ngg@gmail.com
39	Assam	Silchar	Digital World	Mr. Raj Kumar Singha	Raja Bajar Compex (shop No 12b), Crcuit House Road (oop D.s.a), Silchar 1	995416 035	<digitalworldsilchar.lemon@yahoo.in

S No.	State	City	Service Locator Name	Contact Name	Address	Contact Nos.	Email Address
40	Assam	Sivasagar	K.r.enterprises	Isfaqar Rahman	Babupatty,near Icici Bank, Sivasagar,assam	987078 688	issaqrahman@yahoo.com
41	Assam	Tinsukhia	Netsol Tinsukhia	Mr. M.d. Shakil	Tda Central Plaza, 1st Floor, Tinsukhia	943541 2475	netsoltinsukia@yahoo.co.in
42	Bihar	Ara	Baba Mobile Care	Binod Kumar Ojha	Pratap Palace, K.g. Road, Ara, Bihar	938674 1201	evergreenbinod@gmail.com
43	Bihar	Araria	Shiv Shakti Enterprises	Ranjeet Kr Bhagat	Bhagat Market, A.d.b. Chowk, Araria, Bihar	993137 3067	mmxshivshakti@rediffmail.com
44	Bihar	Begusarai	Shivam Fonex	Amit Kumar	Market Today, Kachahri Chowk, Begusarai, Bihar	930853 0175	shivamfonexbgs@gmail.com
45	Bihar	Bhagalpur	Om Mobiles	Mr. Om	Opposite Sai Dignosis Centre,over Servo Oil Shop,katras Road, Dhanbad	970935 9520	ommobilesbgp@gmail.com
46	Bihar	Buxar	Maa Mangla Enterprises	Stish Kumar	Bhojpur Khadi Gramodyog, Bari Bazar Road, Civil Lines, Buxar, Bihar	943144 1104	k.sat_9431441104@rediffmail.com
47	Bihar	Champran	Pratap Communication	Ravi Pratap	Church Road , Near St Marry School ,bettiah W. Champran, Bihar	993107 3296	pratapcommunication@yahoo.com
48	Bihar	Chapra	I T Services	Prashant_sri vastava	Behind Bank Of Broad Atm, Municipal Chowk, Chapra, Bihar	933425 8701	itservices.chapra@gmail.com
49	Bihar	Darbhanga	Tamana Enterprises	Parwez Ahmed	Shop No.-3, Shivam Complex, Kathalwadi, Darbhanga, Bihar	954633 4444	servdrb@gmail.com
50	Bihar	Jamui	Kajal Music Centre	Birendra Kumar Gupta	Krishnapatti Chowk, Maharajganj, Jamui, Bihar.	993107 3706	birendrakumargupta08@rediffmail.com
51	Bihar	Katihar	S.b.d. Enterprises	Mr. Sunil Kumar Meghani	C/o Meghani Pay Phone, Binodpur, Opp.krisha Agency, Katihar	943022 9300	meghanitelecom@redmail.com
52	Bihar	Khagaria	Uma Mobile Corner	Vishal Anand	Lakshmi Cinema Road, Khagaria, Bihar	920403 2260	uma.khagaria@lemonmobiles.com

S No.	State	City	Service Locator Name	Contact Name	Address	Contact Nos.	Email Address
53	Bihar	Kishanganj	Albaksh Enterprises	Ajay	Dey Market, Kishanganj, Bihar	938648 2700	mobileplaza2000@rediffmail.com
54	Bihar	Madhepura	Mobiles Care	Sanjay Kumar	Main Road, Opp.- Adb Bank, Madhepura, Bihar	993952 5204	sanjaymobilecare@gmail.com
55	Bihar	Mohnia	Chandigarh Infosys Computer Institute	Kyamudin Ansari	Near Power Grid, Bhabhua Road, Mohania, Kaimur Bihar.	903121 8255	kyamu4969@rediffmail.com
56	Bihar	Motihari	Tirupati Traders	Rakesh Kumar	Ansari Complex, Shop No.-6, Areraj Road, Balua Chowk, Motihari, Bihar	938659 8941	tirupati.motihari@lgmobiles.com
57	Bihar	Munger	Shyam Priya Mobile.com	Prem Sharma	Dindyal Chowk, Chowk Bazar Munger, Bihar	930480 8494	joshi.vinayak2@gmail.com
58	Bihar	Muzaffarpur	Sai Enterprises	Mr. Sanjeev Kumar	Kacchi Sarai Road, Near Kanhauli Naka, Muzaffarpur.	993155 4863	saienterprises501@yahoo.co.in
59	Bihar	Patna	S S Services	Pramod Kumar Singh	Shop No.-102, 1st Floor, Kaushlaya Estate, Dakbunglow Road, Patna, Bihar	995559 4981	s.s.1services1@gmail.com
60	Bihar	Patna	B.m. Trading	Brajesh Kumar Singh	Shop No. 19, Kumar Tower, Boring Road Crossing,	933490 8375	bmtrading@sify.com
61	Bihar	Patna	Mobile Care	Ritesh Jain	Parjit Complex, Dak Banglow Crossing, Patna, Bihar	933411 4257	mobile_care@rediffmail.com
62	Bihar	Patna	Vinayak Mobile Care	Mr.sushil Tiwari	207, Pandey Mall, Above Vishal Mega Mart, Fraser Road, Patna	938659 6300	shreejeshpatna@gmail.com
63	Bihar	Purnia	Vinayak Enterprises	Mr.raja	Rajni Chowk, Bhatta Bazar, Purnia	966103 5141	lemonpurnia@rediffmail.com
64	Bihar	Saharsa	Maa Pavitri Telecom	Lalan Kumar	Bangow Road, Near Rupawati High School, Saharsa, Bihar	993137 3588	lalan588@gmail.com

S No.	State	City	Service Locator Name	Contact Name	Address	Contact Nos.	Email Address
65	Bihar	Samastipur	Chaudhary Communication	Abhinav Kumar	Dimond Plaza Station Road, Rambabu Chowk, Samastipur, Bihar.	979822 8720	pintu28183@gmail.com
66	Bihar	Sasaram	Mobile Point	Suresh Pd. Singh	Laxmi Market, Gandhi Path, Sasaram, Bihar.	943107 5885	suresh.prasad38@gmail.com
67	Bihar	Sitamarhi	Suraj Mobile & Repairing Centre	Sanjeev Kumar	Old Bus Stand, Sursund Road (near J J Hospital), Sitamarhi	997329 8888	suraj.1max@gmail.com
68	Bihar	Vaishali	Varalties	Surendra Kumar Chaudhary	Cinema Road, Hajipur, Vaishali, Bihar.		varalties_hjp@yahoo.com
69	Chatt isgarh	Bilaspur	Vasu Mobile Repairs	Laxmi Narayan Gupta	In Front Of Shyam Talkies, Bilaspur (c.g.)	982655 1593	lalumobile@yahoo.com
70	Chatt isgarh	Korba	Ideal Mobile & Computer	Dilip Kumar	Shop No.-2, Plot No.-781, Kamla Complex, Subhash Chowk, Opp.-pushplata Gurdan, Niharika Korba	982749 4129	sudeshwardewangan@yahoo.com
71	Chatt isgarh	Raipur	Vaishnavi International	Nitin Shharma	Sakharam Moolchand Badha, Iohar Dukan Ke Bajulalta Chowk, Jorapara, Raipur,	942420 7574	vaishnavinternational@hotmail.com
72	Delhi	Delhi	Mobile Planet	Shri Krishan	19-20 Second Floor Conner Market Malviya Nagar New Delhi	405297 88	krishmohan74@yahoo.in
73	Delhi	Delhi	Abhi Services	Abhishek Sharma	G-20/215, Sector-7, Rohini	989106 5105	abhi5277@yahoo.com
74	Delhi	Delhi	Care First Telenet Pvt. Ltd.	Nitin Jain / Sanjeev Juneja	153/d, Opposite Gita Bhawan, Kamla Nagar, Delhi.	989123 3332	carefirst.telenet@yahoo.in
75	Delhi	Delhi	Vitage Computech Dot Net	Mohit	A-89, West Patel Nagar, New Delhi	921200 5152	vitagecomputech@gmail.com

S No.	State	City	Service Locator Name	Contact Name	Address	Contact Nos.	Email Address
76	Delhi	Mayur Vihar	Vaishnavi Services	Arun Tyagi	A-1, Acharya Niketan, mayur Vihar, Phase-1, New Delhi	981088 8885	vaishnavi.services@gmail.com
77	Goa	Margao	Unique Tele Services	Parmanand Telaginamani	A-19, Basement, Osia Commercial Arcade, Near Ktc Bus Stand	932613 9768	unique.margao@lemonmobiles.com
78	Gujarat	Ahmedabad	S K Services	Rachana K Patel	214, Prathibha Complex , 2nd Floor Opposite , Gandhigram Railway Station Ellisbridge Ahmedabad	990404 3477	sk.services24@gmail.com
79	Gujarat	Anand	Jay Zulelal Telecom	Ramesh	24, Apna Bazar, Municipal Shopping Center, Near Ice Factory, Anand, Gujarat	999878 3453	dipesh_thaker2002@yahoo.com
80	Gujarat	Bhavnagar	Mobitel Services	Mihir Vajaria	Gf-21, Business Centre, Rupam Chowak, Bhavnagar, Gujarat	982545 3555	mobitel_services@yahoo.com
81	Gujarat	Dahod	Bhakti Mobile	Jagdish G Jethwani	Near Post Office, station Road, dahod, rajasthan	955884 4333	bhaktimobile@hotmail.com, manishtahod@yahoo.com
82	Gujarat	Godhra	Padmavati Communication	Mr. Manas Maheshkumar Shah	Gf-7, B N Chambers, Nr Police Headquarters, Godhra	942854 5305	godhra.service@gmail.com
83	Gujarat	Himmat Nagar	Satyam Infotech	Kalpesh Kumar N. Chaudhary	F-7, Ganesh Chambers, Civil Circle, S.t.road, Himmat Nagar, Gujarat-383001	972392 7976	kalpeshchaudhary@yahoo.co.in
84	Gujarat	Jamnagar	Krishna Mobile Point	Ranipa Hiren	Limda Lane, Jamnagar, Gujarat	917377 7770	hiren.patel32@yahoo.com
85	Gujarat	Old Ahemdabad	Perfect Communication	Rajesh K Shah	10, Shankar Shopping Centre, Near Water Canal, Opp. Rudraksh Complex, Odhav-15, Old Ahemdabad. Gujarat	982500 9490	p_communication92@yahoo.co.in

S No.	State	City	Service Locator Name	Contact Name	Address	Contact Nos.	Email Address
86	Gujarat	Rajkot	K.k. Mobile Zone	Kaushik G. Shah	Kaveri Complex, Shop No.-1-5, 20, New Jagnath, Yagnik Road, Rajkot, Gujarat.	989862 8269	kk_cool2002@yahoo.com
87	Gujarat	Surat	Kash Peripherals	Upendra Rangrej	06/669, Lal Darwaja, Moti Sheri	982411 2347	upendra@kashperi.com, upendra_rangrej@yahoo.com
88	Gujarat	Vadodra	Krishna Mobiles	Mr. Keyur Ghandhi	Gf-23, Blue Diamond Complex, Fatehganj	989804 0108	keyur_mobile@yahoo.com
89	Haryana	Ambala Cantt	Bee Ess Aar Communication	Rajiv Gupta	27th First Floor, M.C. Market, Behind Nigar Cinema	171400 6229	bsr.amb@gmail.com
90	Haryana	Bahadurgh	Baba Communication	Sumit	G1, Shyamji Complex, Bahadurgarh, Distt-jajjhar,	805368 0837	sumit9918@yahoo.in
91	Haryana	Bhiwani	Shri Krishna Telecom	Deepak Madaan	Shop No.-4, 1st Floor Radhika Complex, Hansi Road, Bhiwani,	925339 2633	dev_madaan@rediffmail.com
92	Haryana	Faridabad	Soni Telecom	Vinod Kumar	Shop No-44, 1st Floor Neelam Chowk Nit, Faridabad,	931242 3999	sonitelecom.7@gmail.com
93	Haryana	Gurgaon	Ansh Communication	Ajay Verma	Near Nokia Care, Opp.air Force School, Delhi Road, Gurgaon,	931218 0588	anshcommunicationansh@gmail.com
94	Haryana	Hissar	Mobile Palace	Narender Singh	Shop No.-8, Basement, red Cross Market, Hissar,	903469 1006	mobilepalace@gmail.com
95	Haryana	Hissar	Mobile Galaxy	Amit Kumar	Shop No.-29, Jai Bhart Mandal Dharmshala, Opp.- Bajaj Sweets, Bhagat Singh Road, Hansi, Hissar,	972835 1980	mobilegalaxy9@gmail.com
96	Haryana	Jind	Shivam Communication	Puneet	New Bus Stand Road, opp.- Pnb Bank, Safidon, Jind,	981362 1621	shivam.communication621@gmail.com
97	Haryana	Jind	Saini Mobile Repair	Mr. Narender Saini	Kundan Cinema, Safidon Road	931588 9326	narendersaini40@yahoo.com

S No.	State	City	Service Locator Name	Contact Name	Address	Contact Nos.	Email Address
98	Haryana	Karnal	Tara Tele& Mobile	Mr. Vivek Chaudhary	Shop No.-3&35mela Ram School Market, Near Civil Hospital	989615 500	vivek_chaudhary2110@yahoo.com
99	Haryana	Kurukshetra	Kurukshetra Communication	Manjit Singh	Uttam Market, Post Office Street, mohan Nagar, kurukshetra,	999116 446	kkcr.comm@gmail.com
100	Haryana	Panchkula	Saini Mobile Care	Maresh Saini	Shop No.-32, Phase-1, abheypur, Panchkula,	981573 8575	sainimobiles@rediffmail.com
101	Haryana	Panipat	Parasnath Telecom	Mr Baldev Raj	Shop No. 17, Gupta Complex, Bishan Swaroop Colony, Nr Prem Hospital	180400 0360	paras.nath@hotmail.com
102	Haryana	Plawal	I. Tech Mobile Repairing	Imran Khan	Shekhpura Gali No.-2, Kitwari Chowk, Palwal, (.)	981317 0786	imran00000786@yahoo.com
103	Haryana	Rewari	S S R Care Center	Sanjay Rastogi	Shop No.-437, Shopping Complex, Model Town, Rewari,	981230 1113	sanjay_rustagi@yahoo.com
104	Haryana	Rohtak	Shree Service Point	Mr. Sandeep Deswal	8, Naryan Complex, Civil Road	921584 4846	shreeservice.rohtak@lemonmobiles.com
105	Haryana	Sirsa	Service Zone	Praveen Kumar	89, Bishna Market, Sirsa. (.)	921550 8008	service.sirsa@lemonmobiles.com
106	Haryana	Sonipat	Luxmi Telecom	Subhash Saini	Shop No.104,1st Floor, P.p.tower, Nr.subash Chowk, atlas Road, sonipat	925306 3350	subhasaini@gmail.com
107	Haryana	Yamuna Nagar	Cell Point	Manoj Kumar	Shop No. 9, Isher Complex, Yamuna Nagar	981392 3239	cellpoint.dhiman95@gmail.com
108	HP	Baddi	Chawla Communication	Deepak Chawla	Near Laj Dharm Kanta, Sai Road, Distt. Solan (h.p.)	980555 7555	deepakchawla.baddi@yahoo.in
109	HP	Kangra	Sharma Mobile Repairs	Anuj Sharma	Gupt Ganga Road Opp Water Supply Office, Kangara	981703 6114	anujsharma_mobiles@yahoo.co.in

S No.	State	City	Service Locator Name	Contact Name	Address	Contact Nos.	Email Address
110	HP	Kullu	Cell Point	Sunil Khanna	Near Jawala Mata Mandir, Shamshi	985706 1116	cellpoint.kullu@gmail.com
111	HP	Shimla	Manoj Enterprices	Sood Ji	Cabin No. 109, Pc Chamber, Opp. Jodha Niwas Parking, Shimla, Himachal Pradesh	2651464	sudvicky@yahoo.com
112	HP	Solan	Swastik Sales	Vikas	Thakur Building, Near Cjm Resi., Anand Vihar, Sapoor	981649 4475	swastik.solan@lemonmobiles.com
113	HP	Solan	Rattan Mobile	Tilak Raj	New Bustand Shop No.14 Bye Pass Solan. Solan (h.p.)	981650 7700	rattanmob@gmail.com
114	HP	Sunder Nagar	Mobile Care	Mr. Naveen Kumar	Nh-21, Old Bus Stand, Sunder Nagar, Distt. Mandi	981658 0674	mobilecare111@gmail.com
115	HP	Una	Brahma Electronics	Monoj	Mc Market Una	931862 2045	brahma.electronicsuna@gmail.com
116	J&K	Doda City	Khan Studio	Mr.mansoor Khan	Old Bus Stand, Doda City, J&K-	990603 9303	tabishkhanzahoor@gmail.com
117	J&K	Jammu	Gips Computers	Mr.shabbir Hussain	House No. 74, Ambedkar Nagar ,new High Court Road ,old Janipur, Jammu.	941917 5721	shabbirshah69@yahoo.com
118	J&K	Kathua	Shanu Mobile Centre	Bishnat Kumar	Laxmi Market, Ward No.-5, Kathua.	941915 0247	bk.elect@yahoo.com
119	J&K	Poonch	Shah Electronics	Ifthkar Hussain Shah	Shop No.-86, Main Bazar Mendhar, Distt.-poonch, J&K	880329 8387	iftkhar.1984mdr@gmail.com
120	J&K	Rajouri	Ankur Mobiles	Adishvar Mahajan	Shop No.-3, Bus Stand, Rajouri, J&K	962202 6861	www.adi_shvar@yahoo.com
121	J&K	Srinagar	Smart Care	Mr Manzoor Hamid Bhat	Opp. Hdfc Bank, Karan Nagar, Srinagar	901811 1102	smartservice06@yahoo.co.in
122	J&K	Tharathi	Amir Telecom	Amir Shah	Jamia Masjid, Near Sbi Bank, Tharathi, J&K.	990606 8704	amirtelecom786@gmail.com
123	J&K	Udhampur	Pee Kay Traders	Vishal Mahajan	Link Road, Near Forest Office, Udhampur, J&K	979603 2273	itbhai@gmail.com

S No.	State	City	Service Locator Name	Contact Name	Address	Contact Nos.	Email Address
124	Jharkhand	Bokaro Steel City	Mobile Clinic	Praveen Kumar	C1-22d, City Centre, Sector-4/a, Bokaro Steel City, Jharkhand	985331 1131	mobileclinic@gmail.com
125	Jharkhand	Deoghar	Nisha Telecom	Ashok Kumar Barnwal	Stasang Chowk, Opp.- Satsang College, Deogarh, Jharkhand	947090 0127	nishatelecom.deoghar@gmail.com
126	Jharkhand	Dhanbad	Global Automation	Subroto, Chandan	Lg-38a, Urmila Tower, Bank More, Dhanbad, Jharkhand	923439 4311	g.automation@live.com
127	Jharkhand	Dumka	Mobile Care	Rajesh Kumar Prasad	Opp-sadar Hospital, near Jharkhand Medical, dumka, Jharkhand	993466 5555	rajesh.dumka@gmail.com
128	Jharkhand	Giridih	Astha Mobile Sewa	Sanjay Kumar	Shakti Kanth Market, Opp.-old Telephone Exchange, Main Road, Giridih, Jharkhand	970860 9741	asthamobile@gmail.com
129	Jharkhand	Hazaribagh	Digital Services	Mr.shish Alam	Plaza Market, Near Kallu Chowk, Pugmill	933448 6465	shishalam@yahoo.com
130	Jharkhand	Jamshedpur	S.m, Communication	Sumit Manchanda	241, Akash Deep Plaza, Golmuri, Jamshedpur, Jharkhand.	938648 3870	sm.communication107@gmail.com
131	Jharkhand	Pakur	Mobile Hospital	Suman Kumar Choudhary	Tin Bangla Main Road, Harindanga Bazar, Pakur, Jharkhand.	930445 465	himanshupkr@yahoo.co.in
132	Jharkhand	Palamu	Bhaskar Telelink	Mr. Shashikant Gupt	Dr. J Dubey Complex, Shop No. 5, Opp Of Badi Masjid, Chhoumuhan Choek, Daltenganj	943016 5753	bhaskar.pal@lemonmobiles.com
133	Jharkhand	Ranchi	Shyama Enterprises	Sanjeev Kumar	Capital Plaza, Purulia Road, Near Dr. Kashayap Eye Clinic, Ranchi, Jharkhand	995558 0869	sanjeevshe28@gmail.com

S No.	State	City	Service Locator Name	Contact Name	Address	Contact Nos.	Email Address
134	Jharkhand	Ranchi	Cyber Communication	Mr. Arun Kumar & Mukesh Kumar	Shop No. 54, Co-operative Market Complex, Ashok Nagar.	9931373402	cyber.ran@lemonmobiles.com
135	Karnataka	Bangalore	M S N Communication	Jaffar Shariff	#32, Shop No.3, Arvind Complex, Beside Sanimhatma Temple (near Banashankari Temple) Banashankari, Kanakapura Road, Bangalore	9342886000	jaffarshariff11@yahoo.com
136	Karnataka	Bangalore	S V Technology	Basavaraja M	651/b/17, 1st Main, D Block, 2nd Stage, Rajajinagar	9448668446	sv.technologies@airtelmail.in
137	Karnataka	Bangalore	My Mobile Care	Praveen / Kumar	1st Floor , 286/1 , Begur Road, Bommanahalli, Bangalore.	9341333512	mymobilecare.care@gmail.com
138	Karnataka	Banglore	Bhoomi	Y. Nagendra	Do No-3&4, Service Road, Remco Layout, Vijaya Nagar, Bangalore, Karnataka	9449521542	nagendrababu.y@gmail.com
139	Karnataka	Banglore	Movil Servico	Ananth	Office No.27, 1st Floor, Opp. Keb Office, 5th Main Ganganagara, Bangalore-32, Karnatka	9535176767	movilservico@gmail.com
140	Karnataka	Belgaum	I Brain Digital Gadget Solutions	Prasad Pednekar	1st Floor, Unit#3, Cts No.-2840, Yash Palace, Opp. Samadevi Temple, Sanyukta Maharashtra Chowk, Khadebazar, Belagum.	8050484903	ibrainsupport@gmail.com
141	Karnataka	Bellary	Chandrika Electronics	Tekkalakota Narasimhalu	Shop No.-3, Slv Towers, Parvathi Nagar, Main Road, Bellary.karnatka	8392267329	chandrika.bellary@rediffmail.com

S No.	State	City	Service Locator Name	Contact Name	Address	Contact Nos.	Email Address
142	Karnataka	Bhatkal	Mobile World	T S Azeem	Mobile World S H Complex Nawayath Colonybhatkal	984553 2167	tsazeem@hotmail.com
143	Karnataka	Bijapur	Mobile Solutions	Prashant	Opp. Ram Mandir, Ram Mandir Roadbijapur	994562 2345	mobilesolutionsbjp@gmail.com
144	Karnataka	Davangere	N R Marketing	Mr.n R Rafi	S.no 27 Chetna Hotel Roadmuslim Hostel Complexdavangere	988603 1355	rafi_nr07@yahoo.com
145	Karnataka	Gulbarga	Sreenivasa Electronics	Srihari Rao Amberkar	10-7/16/d1, Nv Complex, Sb Temple Road, Gulbarga'karnatka	963223 3383	sreenivaselectronics@yahoo.co.in
146	Karnataka	Hassan	R T S Cell Point	Sunil Kumar	Opp.-science College, Salagame Road, Hassan, Karnataka	997283 4997	rtscellpoint@gmail.com
147	Karnataka	Hubli	Nayana Enterprise	Mr. Reddy	G-28,eureka Centre,kopikkar Road Hubli-20	994569 8626	nayana.entp@gmail.com
148	Karnataka	Karwar	Cell-n-care	Satish V.bhatkal	G-01, Shivdad Apartment,opp. Maladevi Ground, Main Roadkarwar.	984406 1001	cellncare@gmail.com
149	Karnataka	Kolar	Chinmaya Mobile	Mr. Chandrasekar	Sharda Talkies Road, Bazar Street, Kolar	990222 7271	chinmayemobiles@ymail.com
150	Karnataka	Mangalore	Padmashree Enterprise	Mr.prabhakar Shetty	No.406, 2nd Floor, Kunil Centre, Hampankatta, Mangalore-1	903556 0006	mrpadamashree_ent@rediffmail.com
151	Karnataka	Mudhol	M.gouse Mobile Service Centre	Mr. Mahammadgouse	Anjuman Complex, Shop No.- 26 Near Bus Stand, Mantur Road, Pin-587313	966333 5556	mgouse.murnal@rediffmail.com
152	Karnataka	Mysore	Canara Telecommunication	Mr. Rajesh	1225, 1st Cross, Krishnamurthy Puram, Opp. Vjasaraj Muttmysore.	984509 7967	canrajesh123@rediffmail.com
153	Karnataka	Shimoga	Cell Solutions	Sreenag.s.n	3rd Cross, Durgigudi,park Extension.shimoga	984417 4143	svcellsolutions@yahoo.co.in

S No.	State	City	Service Locator Name	Contact Name	Address	Contact Nos.	Email Address
154	Karnataka	Udupi	Nagashree Communications	Mr. Mahesh	Shop No-6, 1st, Floor, Naraharicomplex, Kalsanka	9241462068	nagashreecomunications@gmail.com
155	Kerala	Calicut	Mobile Lab	Prabeesh	Darusalam Complex, L.g. Road	495304532	mobilelab.calicut@lemonmobiles.com
156	Kerala	Cochin	Doctor Fone Services	K.n.dani	1st Floor, Prateeksha Buildings, Rajaji Road, Cochin	9846002563	doctorfone@yahoo.com
157	Kerala	Kollam	Skycell	Rasaludeen	Muthoot Chambers, Vadayattukotta Road, kollam - 691001	9846108531	skycell.kollam@gmail.com
158	Kerala	Manjeri	V3 Mobi Care	Udaif Paramban	First Floor, am Building, court Road, opp Old Bus Stand, Manjeri, malappuram (dt)kerala	9747496000	hudaifap@yahoo.com
159	Kerala	Thrissur	Celltech	Santom Kalloor	5/1, N P Tower, C. Achuthammon Road, Poothole, P.o.-thrissur, Kerala	9349331113	celltech.tri@gmail.com
160	Kerala	Trivandrum	Global Mobile Masters	Arun Nath C.I.	2nd Floor, Corporation Golden Jubilee Building, Opp. S.m.v.h.s. Over Bridge, Trivandrum, Kerala.	9446967729	leesons2008@yahoo.com
161	Maharashtra	Ahmednagar	Abhi Services	Mr. Anil B Apte	B-4, Adarsh Sammrudhi Appt, Near Choupati Karanja	9373317179	abhianr@gmail.com
162	Maharashtra	Akola	Savita Enterprises	Rohan P Nichal	Opp. Mahanagar Palika, Kala Chabutra, Akola, Maharashtra	9960284590	r_rohan2006@rediffmail.com
163	Maharashtra	Amravati	Tirupati Mobile Care	Gaurav S Pande	In Front Of Ajmera Decoration, Gandhi Chowk, Amravati, Maharashtra	7875139899	gaurav24pande@rediffmail.com
164	Maharashtra	Aurangabad	Unique Telematics	Mr Mahesh	Shop No. 108/b, Tapadiya Super Market, Behind Sajawat Handlooms, Nirala Bazaar	9325210364	unique.aur@rediffmail.com

S No.	State	City	Service Locator Name	Contact Name	Address	Contact Nos.	Email Address
165	Maha rashtra	Beed	Shivam Multi Services	Ganesh Dilip Rao Amte	Near Panchayat Samiti Office, Old Nagar Naka, Nagar Road, Beed, Maharashtra	942274 1162	ganesh_amte@yahoo.com
166	Maha rashtra	Beed	Rajlaxmi Mobile Shoppee	Popat Kundlik Shinde	In Front Of Sangali Bank, Stadium Road, Beed, Maharashtra.	942132 4333	rajlaxmimobile333@gmail.com
167	Maha rashtra	Buldana	Shravani Services	Pramod	Gaware Complex, Opp. Bus Standd.p. Road, chikhli, Maharashtra	937250 6179	pramoddeshmukh@rediffmail.com
168	Maha rashtra	Chandrapur	Shiva Mobile Shoppee	Bharti Talreja	Ramnagar, Sindhi Colony, Chandrapur, Maharashtra	937035 0092	mah.talreja@gmail.com
169	Maha rashtra	Ghatkopar	Fraslin Tech Care Pvt. Ltd.	Maria Deva Rajan	Shop No 56, Padma Prabhu Bal, Sai Nagar, Near Shreyas Cinema, l.b.s Marg Ghatkopar West	226529 743	fraslin.rajan@gmail.com
170	Maha rashtra	Gondiya	Alfa Systems	Anil G Bhojwani	Sarafa Line Deshbandhu Ward, Gondiya, Maharastra.	982220 0272	alfasystemgondia@gmail.com
171	Maha rashtra	Jalgaon	Limra Mobiles	Mr. Wasim Sayyed	45 A, E-wing, First Floor, Golani Market, Jalgaon.	937011 0092	wasim.sayyed@yahoo.co.in
172	Maha rashtra	Kalyan	The Skylark Associates	Mr.ejazuddin Qamruddin Sayed	Shop No. 4, Suha Apartment Opp. Reliance Fresh & Attitude Furniture, syndicate Murbad Road, Kalyan West, Kalyan	932077 5757	skylark.lemon@gmail.com
173	Maha rashtra	Kandivali (w)	Bhagwati Mobile	Pradeep Agarwal	Shop No.-10, Rock Avenue, Plot-d, Hindustan Naka, Opp. Joy Ice Cream, Kandivali (w), Mumbai (mahastra).	989297 8210	pradeep_8090@yahoo.com

S No.	State	City	Service Locator Name	Contact Name	Address	Contact Nos.	Email Address
174	Maha rashtra	Karanja (lad)	Mobile Doctor	Manish N. Gulkari	Saraf Line, Karanja (lad), Distt. Washim, Maharashtra.	985040 7774	doctormng@rediffmail.com
175	Maha rashtra	Kolhapur	Sukir Mobiles	Sukir Bakare	415/1a, E Kavis Plaza Near Usha Talkies, Station Road, Kolhapur, Maharashtra	989012 5840	sukirmobiles@yahoo.in
176	Maha rashtra	Latur	Krisna Computer	Mr. Manoj B. Tiwari	New Gandhi Market Complex No.112, Sho No. 180, Beside Indira Mahila Bank, Latur	996024 627	kcmlatur@yahoo.com
177	Maha rashtra	Mumbai	A World	Avind B Chopra	Shop No.-7, Gokul Shopping Center, S.v.road, Borivli Rly Station, Mumbai.	932373 8353	aworldabc@yahoo.com
178	Maha rashtra	Nagpur	Om Electronics	Amit Sawarkar	Opp. Hislop College, Civil Lines, Nagpur, Maharashtra	997015 7479	omelectronics.amit@gmail.com
179	Maha rashtra	Nasik	Serwings Enterprises	Mazhar Ahmed	Shop No. 8, Ground Floor, Kapote - Meher, Renuka Nagar, Wadala Naka Near Dearka	937096 9412	serwings.nasik@gmail.com
180	Maha rashtra	Parvel	Sai Telecom	Mr. Pardeepkumar Ishwar Mote	Shop No.148, Building No.1/2, Municipal Complex Mall, Near Shivaji Chowk, Old Parvel(mh)	996796 5370	saitelecomparvel@gmail.com
181	Maha rashtra	Pune	Shivrtna Enterprises	Ratnakar Arun Shinde	Shop No.-13, Shahu Complex, Gunawadi Chowk, Opp.- Hotel Chaitrali, Baramati, Distt.-pune, Maharashtra	992243 9795	shivratnaenterprise@gmail.com
182	Maha rashtra	Pune	Reliable Enterprises	Linu Thomas	A-27, Jai Ganesh Vision, Akurdipune	902807 7345	reliableent9@gmail.com

S No.	State	City	Service Locator Name	Contact Name	Address	Contact Nos.	Email Address
183	Maha rashtra	Pune	Viraj Communication & Gift Articals	Sandeep Mate/raju	Shukarawar Peth, Shivaji Road, Near Vanraj Mandal, Pune , Maharashtra.	989013 9351	virajcommunications@gmail.com
184	Maha rashtra	Sangli	Samiksha Cell Care	Nitin Harlikar	Ghotkhide Building Tilak Chowk Harbhat Road Sangli 6	992332 0266	samiksha.sangli@lemonmobiles.com
185	Maha rashtra	Satara	Yaadein Communication	Sandeep Maruthi Shirke	Shop 2 Govind Arcade, Near Old Rto Office, satara (maharashtra)	902174 0791	ms.satara@rediffmail.com
186	Maha rashtra	Solapur	Nana Enterprises	Mujip Nabilal Nadaf	D-12, Siddheshwar Market Yard, Hyderabad Road, Solapur, (Maharashtra).	997536 0786	siddheshwar3338@rediffmail.com
187	Maha rashtra	Thane	Varad Electronics	Mr Hitendra Zope	5, Gautam Darshan Bulding, Ednlji Road, Charai, Thane (west)	932048 8835	varad.thane@gmail.com
188	Maha rashtra	Wardha	Fiza Mobile	Atik Shaikh	Rajkala Talkies Road, Opp. Bank Of Maharashtra, Wardha, Maharasthra	989070 7085	fizamobile@gmail.com
189	Maha rashtra	Yavatmal	Sajal Enterprises	Hatik Ahmed Khan	R N Telecom, Jaihind Chowk, Suyash Complex, Hanuman Akkhada Road, Yavatmal, Maharashtra	986064 8797	sajal_enter123@yahoo.co.in
190	Manipur	Imphal	I R Enterprises	Mr. Yambem Roshan Singh	Paona Bazar, Imphal-01 ,	385244 4863	ir.imphal@lemonmobiles.com
191	Manipur	Kakching Bazar	Ibohail Enterprises	Ksh Birla Singh	Kakching Bazar, Manipur	977433 3030	birla012009@gmail.com
192	Manipur	Thoubal Awang Leikai	Glamour World	S Swamendrajit	Thoubal Awang Leikai, Manipur	986208 8127	glamourworld@gmail.com
193	Meghalaya	Shillong	San Cellular Concept	Pheelangam Shimery	Q.e.l. Arcade, Laitumkhrach, Opp.-post Office, Shillong, Meghalaya	986251 1101	samsungshillong@gmail.com

S No.	State	City	Service Locator Name	Contact Name	Address	Contact Nos.	Email Address
194	Meghalaya	Shillong	P.m.mobile Repairing Centre	Mr. Nirmal Kumar Jain	Gulista Fancy M.kt. Gs R.d. Near Canara Bank	943673 0283	nirmaljai08@gmail.com
195	MP	Bhopal	Poojya Enterprises	Ashish Dwivedi	Ug-2, Radhye Krishna Complex, M.p. Nagar, Zone -ii, Bhopal	4226754	poojyaenterprises@gmail.com
196	MP	Dewas	New Taj Electronics	Shabbir, Jabbar	4, New Market, Moti Bungalow Main Road, Dewas,	989306 4949	tajdws@gmail.com
197	MP	Gwalior	Sonu Mobile & Repairing Center	Ashish Gupta	126, Mayur Market Thatipur Morar	930125 3659	seth_anurag@hotmail.com
198	MP	Indore	Ayushi Electronics	Madhu Dwivedi	M-115, Yashwant Plaza, Opp. Railway Station, Indore, Madhya Pradesh	982610 4249	vestarindore@yahoo.com
199	MP	Indore	R C Services	Ram Chandra Choudhary	Ug-38, Silver Arcade, 56 Shope, Indore,	989314 8101	ram_pco@sifymail.com
200	MP	Jabalpur	Diwakar Agencies	Preeti & Seema	G-14, Jayanti Complex, Marhatal	930003 2447	diwakar.jabalpur@lemonmobiles.com
201	MP	Khargone	Shri Sai Communication	Manish Gupta	A-35, Radha Vallabh Market, Khargone,	997712 6699	manish_rgupta@yahoo.com
202	MP	Morena	S S Mobiles	Deepak Gupta	In Front Of Nagar Palika, Near Collector Bunglo, Rathi Complex, Ms Road, Morena, M.p.	989315 1815	deepak20678@yahoo.in
203	MP	Rajgarh	Khushi Traders	Rani Morya	New Bus Stand, Naka No.-3, Rajgarh,	982682 5388	bhupesh_morya@yahoo.co.in
204	MP	Ratlam	Sky Technologies	Sheetal Kasera	Rajiv Gandhi Civic Center, New Road Ratlam	922987 2892	sheetalkasera1@gmail.com
205	MP	Sagar	Neeta Computers	Ramesh Gupta	Hanuman Mandir Gali-5, Civil Lines	932941 4144	neetacomputers@gmail.com

S No.	State	City	Service Locator Name	Contact Name	Address	Contact Nos.	Email Address
206	MP	Ujjain	Q S A Electronics	Saiuddin	Amar Singh Marg, Mumgi Nurshing Home Ki Gali, Opp. Dr. Neelam Charles N.h. Ujjain, Mp.	989307 1772	salfyqsa@gmail.com
207	MP	Vidisha	Raj Mobile World	Akshay Raj Johari	3, Swarankar Colony, Near Vijay Talkiz, Vidisha, Indore,	989324 0082	rajmobileworld@live.com
208	Nagaland	Dimapur	Space Net	Mr. Sandeep Sharma	Cross Road Galleria Complex, M.p. Road	961230 3582	devsharma72@rocketmail.com
209	Orissa	Anogul	Swastik Mobile	Sujit Garnaik	Hatatota, Talcher, Near Dental Clinic, Distt.-anogul,orissa	977649 4999	sujit.1810@rediffmail.com
210	Orissa	Balasore	Ura Mobiles	Mr.uttam Pal	Station Road, Near City Lodge	977798 1300	uramobile2@yahoo.com
211	Orissa	Berhampur	Orissa Enterprises	Mr.anand	Park Street, Behrampur- 2	904010 6010	orissa_enterprises@gmail.com
212	Orissa	Bhadrak	Babool Mobile	Susant Das	Near Radhika Lady Park, College Road, Jaganathpur, Bhadrak, Orissa	993707 2562	babool.mobile@gmail.com
213	Orissa	Bhubaneswar	Space Telecom	Swati Mishra	Plot No - 27bapuji Nagarinfront Of Govind Complexbhubaneswar ,orissa	943972 6057	space.telc@gmail.com
214	Orissa	Bhubaneswar	Swastik Infotech	Mr.chinmayananda Jena	S-5, Griner Palace, Near Bus Stop, Bomikhal	933770 7276	swastik.infotech07@gmail.com
215	Orissa	Bolabgir	Gsm Solutions	Nisis Patra	Stall No.-14, Kalamandal Road, Bolangir, Orissa.	977632 3834	rohitsenisis@yahoo.co.in
216	Orissa	Cuttak	Channel - 4	Mr.murli Dhar Nayak	Singh Plaza Dolamundai, Cuttak	671232 6797	channel.ctc@gmail.com
217	Orissa	Dhenkanal	Rt Mobile	Mr.sangram Kumar Panda	Mahabir Bazar, D K Road, Dhenkanal, Orissa -	943718 788	sangramkumpanda@yahoo.com

S No.	State	City	Service Locator Name	Contact Name	Address	Contact Nos.	Email Address
218	Orissa	Jeypore	Kiran Enterprises	Kishore Chandra Hota	Block Office Road, Aurobindo Nagar, Jeypore-764001. (orissa)	943703 0398	hotakishore@yahoo.in
219	Orissa	Naygarh	Tathastu Infotech	Ramani Ranjan Jena	College Road, Naygarh, Orissa.	993707 5420	adoninfotex@gmail.com
220	Orissa	Rourkela	Black Buck Digital Services	Biswajit Dash	1st Floor, Vedbigyan Bhawan, Shaktinagar	986157 5707	blackbuckrkl@gmail.com
221	Orissa	Ryagada	Sreevani Traders	Mr.k.mitra Gupta	Hotel Kapilas Lane, Opp Adb(sbi) New Colony Ryagada	993827 1493	mitragupta@hotmail.com
222	Punjab	Amritsar	Gsm Services	Nitin	1-b, Liberty? Market, opp. Railway Link Road.	2560540	gsmsservicesamritsar@gmail.com
223	Punjab	Batala	Verma Telecom	Dhreej Verma	Near Sdm Court, Dbn Road, Batala, Punjab	991446 0261	vermatelecom261@rediffmail.com
224	Punjab	Batinda	13 Balaji Computers	Mr. Dinesh Kumar	D-10 B,k Super Market Opposite Santoshi Mata Mandir Back Side Dhobi Bazar	946498 0013	daksh1313@gmail.com
225	Punjab	Chandigarh	Alpha Infotech	Mr. Yashpal Singh	No. 2068/1burail, Sector-45a, Chandigarh	988829 0217	yashpal.singh34@gmail.com
226	Punjab	Chandigarh	Global Teletec	Tk Sharma	Sco 272, 2nd Floor Sector-32 D, Chandigarh, Punjab	5088604	global.chandigarh@lemonmobiles.com
227	Punjab	Dinanagar	Surya Enterprises	Raj Kumar	Brahman Sabha Mandir Road, Dinanagar	987699 7954	surya.dinanagar@lemonmobiles.com
228	Punjab	Ferozepur	Shivam Mobile Care	Vivek	32, Red Cross Market, The Mall, Ferozepur, Punjab	991470 0053	mobilecarefzr@gmail.com
229	Punjab	Jalandhar	Shree Communication	Batra	126, Ashok Nagar, Basti Sheikh Road	981426 5656	batra_aakash@yahoo.com
230	Punjab	Ludhiana	Sai Ji Telecom	Kamal Sony	Shope No.4 Pearl Place Ghumar Mandi	161502 0310	sai.ludhiana@lemonmobiles.com

S No.	State	City	Service Locator Name	Contact Name	Address	Contact Nos.	Email Address
231	Punjab	Patila	G. M. Telecom	Mandeep Singh	Shop No.-7, New Cloth Market, Near Share Pwnjel Market, Patila, Punjab	981450 5020	mandy80104@yahoo.co.in
232	Punjab	Phagwara	R K Mobile	Rakesh Kumar	Friends Colony, Opp-jct School, Pagwara, Punjab	981443 0959	rakesh_2050b@yahoo.com
233	Punjab	Rajpura	Parveen Electronics	Mr. Parveen Electronics	House No.-1756/2-3, Mahabir Mandir Road, Rajpura, Punjab	981548 2310	par_electronics@yahoo.com
234	Punjab	Samana	L.s.mobile Repair	Mr. Gurpreet Singh	Post Office Road Samana	988831 6926	idea_idea56565@yahoo.com
235	Rajas than	Ajmer	Aadinath Telecom	Mr. Kamal Jain	Nr. Dr. Chandra Narayan, Ghee Mandi, Naya Bazar, Ajmer	998295 1217	aadi.ajm@lemonmobiles.com
236	Rajas than	Alwar	Guru Vallabh Care Center	Ankush Jain	Gulab Bagh Road, Opp.-agarwal Dharamshala, Near Bus Stand, Alwar, Rajasthan	810439 8997	guruvallabh_alwar@rediffmail.com
237	Rajas than	Baran	Anshul Services	Suresh Gupta	Inside Old Telephone Exchange, Hospital Road, Baran, Rajasthan	941430 9030	anshumobilebaran@yahoo.com
238	Rajas than	Baran	Shreenidhi Mobile	Gaurav	Dalla Ji Ki Dharam Salla Ke Niche,hospital Road Baran (rajasthan)	992969 0003	shreenidhi.baran@lemonmobiles.com
239	Rajas than	Bharatpur	S.d. Mobile Center	Jitender Bansal	Shop No.-5, K.b. Plaza, Near Central Bank Of India In Front Of Laxman Mandir, Bharatpur (rajasthan)-	935162 3526	sdmobile.bharatpur@lemonmobiles.com
240	Rajas than	Bhilwara	Software World	Parkesh	Bazar No.-2, Behind Police Control Room, Bhilwara, Rajasthan	995093 7505	nikiljain@rediffmail.com
241	Rajas than	Bikaner	Dollphin Mobiles	Hemchand Nagal	Hera Lal Mall, Opp.-railway Station, Bikaner, Rajasthan	921452 1518	hemchandnagal07@gmail.com
242	Rajas than	Bikaner	Shree Kheteshwar Telecom	Ashok Singh	Shop No.272,1st Floor Ganpati Plaza ,bikaner, Rajasthan	921477 3610	shree.bikaner@lemonmobiles.com

S No.	State	City	Service Locator Name	Contact Name	Address	Contact Nos.	Email Address
243	Rajasthan	Bundi	Shri Vinayak Associates	Bhanu Sharma	Shri Om Complex, New Dhanmandi Road	966095 6789	shrivinayak.bundi@lemonmobiles.com
244	Rajasthan	Dholpur	Tirupati Telecom	Mr. Mohsin Khan/mr.devendra Parmar	Shop No.-12 Bhagwati Market Near Jagan Talkies Jagan Tiraha Dholpur	935162 3526	tirupati.dholpur@lemonmobiles.com
245	Rajasthan	Ganagpur	Akash Enterprises	Mr Yogesh Agerwal	Opp. Panchayat Bhawan Dist. Sawai Madhupur	987515 1000	akash.ganagpur@lemonmobiles.com
246	Rajasthan	Hanumangarh	Shree Shyam Communication World	Narander Wadhwa	Opp Lakhota Chakki Durga Mandir Road Hanumangarh, Rajasthan	964900 2000	shree.hanumangarh@lemonmobiles.com
247	Rajasthan	Jaipur	Bhumika Electronics	Madan Murari Sharma	D-82, Chomu House, C- Scheme, Jaipur, Rajasthan	982850 3160	bhmikaelec@sify.com
248	Rajasthan	Jaipur	Galaxmial Telecom	Mr. Ramesh Verma	G-43 Ganpati Plaza, A Block, M I Road	900146 3025	galaxmial.jaipur@lemonmobiles.com
249	Rajasthan	Jhunjhunu	India Cell Service	Mr. Mo. Yunush	Opp. Prabhat Cinema Station Road, Street Kabadli Market	982961 0730	india.jhun@lemonmobiles.com
250	Rajasthan	Jodhpur	Ram Sanahi Trading Co.	Bhupendra Bansal	Inside Narshingh Bhawan, opp. yash Yamaha Showroom, behind Shiv Mandir, Gol Building Circle, Sardarpura, Jodhpur	921489 7703	ram.jodhpur@lemonmobiles.com
251	Rajasthan	Karauli	Lahas Telecom Center	Bhagwansy Agarwal	Damp Road, Hindaun City, Diss.-karauli, Rajasthan	982823 8988	lahastelecom@yahoo.com
252	Rajasthan	Kota	Gulati Communication	Saurabh	Shop-7, plot No 1-d-1, Sheela Choudhary Road, Sfs Colony, talwandi	982935 9620	gulati.kota@lemonmobiles.com
253	Rajasthan	Sawai Madhopur	Siddhi Vinayak Telecom	Rashid Mohd	Shop No.-5, Opp.-goutam Ashram, Bajaria, Sawai Madhopur, Rajasthan	946117 3786	rashid.saharamobile786@gmail.com

S No.	State	City	Service Locator Name	Contact Name	Address	Contact Nos.	Email Address
254	Rajas than	Sawai Madhopur	Rahul Enterprises	Rahul Aggarwal	Kachari Road, Gangapur City, Distt.- Sawai Madhopur, Rajasthan	982826 8666	rahulenterprises77@yahoo.com
255	Rajas than	Sri Ganganagar	Aadhunik Care House	Mahaveer Prasad Jain	12 Market Complex, Purani Subzi Mandi, Birbal Chowk, Sri Ganaanagr.	946136 0400	aadhunikcare@gmail.com
256	Rajas than	Tonk	Softcom Mobile Point	Syed Eaize Shah	Nazar Bazar Road, Tonk, Rajasthan	921473 6304	fizes Shah@yahoo.com
257	Rajas than	Udaipur	Panesar Telecom	Gurpreet Singh Panesar	20, Anand Plaza, Ayad Udaipur, Rajasthan.	982816 6145	lemon.gurpreet@gmail.com
258	Rajas than	Udaipur	Techno Key	Harsh	15 B, Opp. Shri Ram Stone, N.r Police Line Tekri Road	294248 5642	techno.udaipur@lemonmobiles .com
259	Tamil Nadu	Bhavani	K.k. Swamy Agencies	K.k.samy	No. 400/a, Mettur Main Road, Bhavani	962957 6666	kksamy007@ymail.com
260	Tamil Nadu	Chennai	Systamatic Communication	Mr.venkatesh	Old No.36,new No.30, Azizmulk 1st Street, Thousandlight, Chennai-600006	984056 7556	systematic.chennai@lemonmobiles .com
261	Tamil Nadu	Coimbatore	Srk Micro Mobile	P.rajkumar	Shop No.37 Century Tower,no.638 Sathy Main Road ,near Gp Hospital,gandhipuram	934552 690	p.rajkumar245@gmail.com
262	Tamil Nadu	Dharmapuri	Sri Vishnu Agency	Mr.sugavane swaran	E9.suresh Electricals Complex.3rd Floor, Rajagopal Gounder Street.dharmapuri.636 709	908056 9002	suganlei@gmail.com
263	Tamil Nadu	Kanyakumari	Redeemer Electronics	D Godwin Dhinakaran	173/5a, Pillars Gate, Opp. Anna Stadium, Vadasery, Nagercoil, Distt. Kanyakumari,	944345 3490	dinakaran dg@hotmail.com
264	Tamil Nadu	Madurai	Mobile Gallery	M.a. Ahamed Sultan	137a, 1st Floor, North Veli, Opposite Sulta Hotel	989462 1292	mobile_gallery2004@yahoo.com

S No.	State	City	Service Locator Name	Contact Name	Address	Contact Nos.	Email Address
265	Tamil Nadu	Namakkal	A S M Cell Phone Service	M. Abu Raj Ali	13, Theppakkulam Complex, Near Old Bus Stand, Tirchengode, Namakkal, Tamil Nadu	986534 6147	asmcell@hotmail.com
266	Tamil Nadu	Pondicherry	Sri Sai Enterprises	Bhanu Sharma	83, Thennansalai Road, Sanjay Ghandhi Nagar, Pondicherry-13,	999491 8693	srisaenterprises2009@ymail.com
267	Tamil Nadu	Salem	Spliks	Arun Kumar	Dr Arumugam Complex, Salem Mani Road, Attur Tk, Salem, Tamil Nadu	936223 5777	splinks@aol.in
268	Tamil Nadu	Salem	Allied Electronics	Mr. Thomas Jacob	266c, Advaida Ashram Roads, Near New Bus Stand	984244 6067	alliedtms@gmail.com
269	Tamil Nadu	Tamil Nadu	Mobile India	T.ravi	9,gst Road, Tambaram Sanatorium, Opp. To Fire Station, Chennai, Tamil Nadu	956607 3603	mobileindia2008@rediffmail.com
270	Tamil Nadu	Theni	Kumar Mobile Care	Kumar	D.no.51,subban Street, Theni	984234 9081	lemon_theni@yahoo.com
271	Tamil Nadu	Tirunelgli Junction,	Sri Shardha Electronics	S. Gurusrinivasan	66 A/9, Babuji Nagar, Madurai Road, Tirunelgli Junction, Tamil Nadu	944313 1062	guru.srinivass@gmail.com
272	Tamil Nadu	Tirupur	Venus Institute Of Cell Phone Technology	Kingslin Johnson	284, Kumaran Plaza, Kumaran Road, Tirupur.	944234 0001	vickting40001@gmail.com
273	Tamil Nadu	Tiruvanna malai	Harish Mobiles	M Harish	No.-25-b, K.s. Complex, Thiruvoodal Street, Tiruvannamalai-1, Tamil Nadu	979015 0076	spicetvmalai@gamil.com
274	Tamil Nadu	Tuticorin	The Chennai Cell	M. Anbalagan	46/12, Pearl Plaza, Vasanth & Co. Complex, (back Side), Thevarapuram Road, Tuticorin Road, Tamil Nadu	997618 1633	thechennaicelltuty@gmail.com

S No.	State	City	Service Locator Name	Contact Name	Address	Contact Nos.	Email Address
275	Tamil Nadu	Vellore	South India Solutions	Mr. Athaulla	V.a.g.complex (near Palace Cafe) 27, Katpadi Road, Vellore Pin-632004	986580 4191	vellore.lemon@gmail.com
276	Tripura	Agarlath	J A K Enterprises	Babul Deb	2nd Floor, Rampari Mansion, Datta Super Market, Sakunlata Road, Agarlath, Tripura	943612 2185	jakenterprise.agt@rediffmail.com
277	UP	Agra	Jain Sons	V. K Jain	3-a, Raghu Shopping Complex, M.g. Road, Agra	562400 0215	jain.agra@lemonmobiles.com
278	UP	Agra	A- Care Centre	Ashok Goyal	Shop No.17, li Nd Floor,city Plaza,shah Market, Agra	931938 0777	ankurcare.agra@gmail.com
279	UP	Aligarh	Infocare	Prabal Bansal	#13, 14, Vikram Arcade Railway Road, Aligarh	752044 0495	infocare.aligarh@lemonmobiles.com
280	UP	Allahabad	B.r.b.m. Teleservices	Girish Kumar Agrawal	30,v.n.marg (city Hotel Building) Allahabad-211003	0532-24 015	brbm.allahabad@lemonmobiles.com
281	UP	Allahabad	S.s.s. Telecom	Mr. Shailendra Tripathi	Shop No.g-4 Of Bihari Bhawan 3, S.p Marg, Civil Lines, Allahabad,	961617 18	vikasshrivastav79@rocketmail.com
282	UP	Ambedkar Nagar	Satyam Communication	Satyam Mehrotra	Lohiya Chowk, Shahzadpur, Akbarpur, Ambedkar Nagar, .	991949 9571	satyam.akb@rediffmail.com
283	UP	Amroha	Shree Jee Traders	Arun Bharghav	Bazar Jatt, Near Tehseel, Amroha, J P Nagar,	931972 8799	shreejeetraders@ymail.com
284	UP	Badaun	Vaibhav Telecom	Sonia	Hatal Ajenta Complex, Opp. Roadways Bes Stand, Badaun, Utter Pradesh	925875 6660	vaibhavtele@rediffmail.com
285	UP	Baghpat	Kissan Communication	Mr. Vivek Arya	New Railway Station, Nehru Road,baraut , Baghpat (u.p.)-250611	935936 6111	kissan.baghpat@lemonmobiles.com
286	UP	Bahraich	Khatu Shyam And Company	Gopal	Laxmi Plaza, Near Chawani Chauraha, Opp. Allahabad Bank Atm, Bahraich	998418 4166	khatu.bahraich@lemonmobiles.com

S No.	State	City	Service Locator Name	Contact Name	Address	Contact Nos.	Email Address
287	UP	Ballia	Harshit Electronics	Desh Deepak Gupta	Brighu Ashram, Near Purranchal Cinema, Ballia, .	930575 0110	ddg74@yahoo.com
288	UP	Banda	Max Computer & Mobile Services	Alok Tiwari	Jal Sansthan Road, Gular Naka Banda, Uttar Pardesh.	933587 7349	alok_chp@yahoo.co.in
289	UP	Bareilly	Aarohi Services	Aarti Tondon	Sa-21, D.d. Puram, Bareilly,	992741 2345	aarohiservices@gmail.com
290	UP	Basti	Royal Enterprises	Rajesh Singh/deepak Kumar	Shop No- 12, Nagar Palik Market, Company Bag, Basti , Uttar Pardesh	983877 1562	rajeshsingh.basti@rediffmail.com
291	UP	Bijnor	Majid Telecom	Mr.abdul Majid	G.k. Complex Near Pnb Kotdawat Road Najibabad Dist> Bijnor-	989747 068	majid.bij@lemonmobiles.com
292	UP	Bulandshahr	Shree Balaji Communication	Mayur	First Floor, sharad Gyaan Complex ,opp.dr.s.c.g upta Compound	921965 6300	shree.bulandshahr@lemonmobiles.com
293	UP	Chitrakoot Karwi	Bansal Mobile Sansar	Sandeep Bansal	Kali Devi Chauraha, Purani Bazar Karwi	933586 9000	bansalmobile.chitrakoot@lemonmobiles.com
294	UP	Dehradun	Ujjwal Telecom	Mr.roshan	42 Omkar Road Behind Gpo, Chukuwala, Dehradun	989738 8800	ujjwal.dehradun@lemonmobiles.com
295	UP	Deoria	Shree Shyam Mobile Collection	Jitesh	Amar Jyoti Road, Deoria,	983845 068	sandeep.bansal@gmail.com
296	UP	Deoria	Shivam Infotech	Vishal Pandey	Civil Lines Road In Front Of Jila Panchayat Karyalay, Deoria (uttar Pardesh)	933641 5312	shivaminfotechworld@gmail.com
297	UP	Dhampur	Ask Enterprises	Adarsh Aggarwal	Dr. Zakir Hussain Road, Dhampur, Bijnor,	935858 1144	ask.dhampur@gmail.com
298	UP	Etah	Triveni Computer Service	Vinod Kunar	688/01 Vijay Nagar,in Front Of Sarda Cinema,thundi Sarak,	936811 1681	triveni.etah@lemonmobiles.com

S No.	State	City	Service Locator Name	Contact Name	Address	Contact Nos.	Email Address
299	UP	Etah	Sarvesh Communication	Pravesh Singh	Co-oprative Society, Aliganj, Etah,	983771 3964	sarvesh.kumar0000@rediffmail.com
300	UP	Etawah	Front Line Computers	Mr. Puneet Kaushik/mr.r. r.tiwari	132, Civil Lines, Pakka Talab Chauraha, Pin-206001	921940 4194	front.etawah@lemonmobiles.com
301	UP	Faizabad	Care Electronics	Mr. Naval K. Gupta	Shop No. 3, Build. No. 5/11/114, Hamdani Kothi, pargana Haveli, Reed Ganj.	969698 5977	care.faizabad@lemonmobiles.com
302	UP	Farrukhabad	Gupta National Radios	Basant Kr.gupta	2/74, Ghumna Bazar, Farrukhabad	983864 8303	visheshtelecom@in.com
303	UP	Firozabad	Gauri Infocare	Mr. Vinod Kumar,rajku mar	20,ratan Vihar Complex, Suhag Nagar	931975 5155	gauri.firozabad@lemonmobiles.com
304	UP	Gajroula	Shri Balaji Infotech	Mukesh Tomer	1st Floor, Nagar Palikamarket, Opp.ramabai Degree College, Gajroula	925887 7388	mukee.tanwar@gmail.com
305	UP	Ghaziabad	V.m. Computer Services	Akash Singh	C/o Money Communication ,shop No.1, C-22, Rdc, Ghaziabad(u.p.)	120456 8495	jp.sharma83@gmail.com
306	UP	Ghaziabad	Care Point	Sachin Choudhary	Glf-2, Opp. Reliance Treands, Opp. R K Banqute, G. T. Road. Ghaziabad, Uatter Pardesh	991068 6809	sachin4_chaudhary@yahoo.com
307	UP	Ghazipur	Aditya Mobile World	Aditya Kumar	Lal Darwaza, Near Shiv Temple, Distt.- Ghazipur,	941588 7413	chaurasiaaditya1@gmail.com
308	UP	Gonda	Jaiswal Services	Navendera Jaswal	Infront Of Dadua Bazar, Post Office, Sahabganj, Station Road, Gonda,	947576 5656	jaiswalservices@gmail.com
309	UP	Gorakhpur	M.m Communication	Ashwani Kumar	C/o Icon Ts,4-jai Joshi Complex, Medical College Road, Basharatpur	933642 2769	mm.gorakhpur@lemonmobiles.com

S No.	State	City	Service Locator Name	Contact Name	Address	Contact Nos.	Email Address
310	UP	Gorakhpur	Shivam Infotech World	Mr. Vishal Pandey	Pt.harihar Pd. Dubay Marg Betiahata, Gorakhpur	933641 5312	iconinfosys@rediffmail.com
311	UP	Hamirpur	Kaushal Mobile Shop	Anurag Tiwari	Paliwal Complex, King Road, Hamirpur	983863 0043	kaushal.hamirpur@lemonmobiles.com
312	UP	Hapur	Krishika Telecom	Sunil Kumar	Front Of R K Plaza, Gurudwara Market, Railway Road, Hapur,gaziabadh,	921913 2812	krishikatelecom@gmail.com
313	UP	Hardoi	Shipra Electrical & Appliances	Mr. Gaurav Gupta	Rd Plaza Shop No.6 Near Agrawal Dhramsala Circular Road	983890 8332	shipra.hardoi@lemonmobiles.com
314	UP	Hathras	Arya Electricals	Vikas Sharma	Lakshmi Talkies Market ,kamla Bazar ,hathras	921942 865	aryaelectrial@yahoo.com
315	UP	Jaunpur	Sapna Auto Agency	Mr. Dileep Kumar Singh	Wazidpur Tiraha, Jaunpur	933652 3000	sapna.jaunpur@lemonmobiles.com
316	UP	Jhansi	Plus Computer Repairing Centre	Sujit Kumar	Shop No.-5, Basement, Modi Tower, Jeevan Shah	945394 1965	pluscomputer.jhasi@lemonmobiles.com
317	UP	Kanpur	Carewell It Services Pvt. Ltd	Mr.amit Asthana	Govind Nagar, Opp. Natraj Cinema	512326 0261	carewell.kanpur@lemonmobiles.com
318	UP	Kanpur	K Mobile	Mr. Sanjeev Singh	Ffd-12 3rd Floor, Somdutt Plaza, Kanpur	967003 7632	bablu_kumar946@yahoo.com
319	UP	Kanpur	Wave Technologies	Mr. Prabhat Singh	25/20 Canal Road Ground Floor	962121 2425	wave.kanpur@lemonmobiles.com
320	UP	Kanpur	Premier Communication	N. P. Singh	25/16, First Floor, Karachi Khana, Sagar Market, Kanpur	983946 2040	lemonmobileservice@yahoo.com
321	UP	Kasganj	Prem Computer Services	Vinay Kumar	Roop Complex, Nadrai Gate, Kasganj, Kashi Ram Nagar,	983740 3904	vinayinfo2000@yahoo.com

S No.	State	City	Service Locator Name	Contact Name	Address	Contact Nos.	Email Address
322	UP	Kushinagar	Ganpati Enterprises	Rajeev Kumar Mishra	Gandhi Nagar, Near Head Post Office Padrauna, Kushinagar,	983827 2675	ganpat_enterprises@rediffmail.com
323	UP	Lucknow	G L Services	Mr.sanjeev Batra	Sri Niwas, IInd Floor, 14, Beni Prasad Road, Lalbagh	983941 1655	saisalempur@yahoo.com
324	UP	Mainpuri	S.s. Computers	Ankit Mishra	Near Raj Marriage Home, Haridarshan Nagar, Mainpuri (u.p)	925951 8106	ss.mainpuri@lemonmobiles.com
325	UP	Mathura	R.k Infotech	Alok Gupta	G-3 Aatithya Palace Complex, Sonkh Adda, Junction Road	931999 9666	rk.mathura@lemonmobiles.com
326	UP	Maudaha	Chotu Mobile Center	Mr. Radha Krishna Gupta	Rashmi Petrol Pump, Maudaha,	961609 6160	chotu.hamir@lemonmobiles.com
327	UP	Meerut	India Electronics	Mr. Saeed Khan	A 77 Bank Street Opp. Scout Guide School Lalkurti, Meerut, (u.p)	999769 2165	india.mee@lemonmobiles.com
328	UP	Mirzapur	Swastik Telecom	Mr. Shishir Agrawal	Imarti Road	941523 2277	swastik.mirzapur@lemonmobiles.com
329	UP	Modi Nagar	Shiv Telecom	Ankit Kumar	Opp.- Modi Nagar Dharam Kanta,near Raj Chopla, Modinagar, Ghaziabad,	931948 6010	shiv.ankit09@gmail.com
330	UP	Moradabad	Shree Balaji Infotech	Mukesh Kumar	1st Floor, Opp Ahinsa Hotel, Gmd Road, Budh Bazar Coraha, Moradabad,	953653 6536	mukee_tanwar@yahoo.com
331	UP	Muzaffarnagar	Krishna Electronics & Telecom	Mr. Gurucharan Singh Arora	1 Agrawal Market,muzaffarnagar-251002(up)	989795 0263	krishna.muz@lemonmobiles.com
332	UP	Noida	Vidhi Mobile Point	Pradup Awana	Shop No-1, Horem Complex, Naya Bass, Sec-15, Noida,uatter Pardesh	120435 8655	vidhimobilepoint@gmail.com
333	UP	Pilibhit	Rathore Electronics	Vijay Rathore	Madhuban Complex, Ground Floor, Pilibhit,	925931 6555	vijayrathore20@yahoo.com

S No.	State	City	Service Locator Name	Contact Name	Address	Contact Nos.	Email Address
334	UP	Raebareli	Karuna Enterprises	Vikas Jain	Shop No.-3, Bajpai Market, Malik Mau Road, Beli Ganj	979240 0005	karuna.raebareli@lemonmobiles.com
335	UP	Rampur	Choudhary Service Centre	Adil Choudhary	Nawab Gate, Mala Road, Rampur,	969050 0786	adil.choudhary@yahoo.in
336	UP	Saharanpur	Tirupati Enterprises	Manu Tyagi	Pooja Complex, Opp Civil Court,court Road, Saharanpur,	983769 0000	service.saharanpur@gmail.com
337	UP	Salempur	Sai Service Station	Santosh	Statio Road, Salempur, Uatter Pradesh	993670 2500	saisalempur@yahoo.com
338	UP	Shajahanpur	Websity Computers	C.m.jauhari,d haram Veer Singh	71, Tarin Bahadurganj, Near Clock Tower	923542 8272	websity.shajahanpur@lemonmobiles.com
339	UP	Shamli	Dev Telecom	Yogesh,manoj,amit	Dhimanpura,near Muzaffarnagar Bus Stand,opp.indian Overseas Bank	921951 6400	dev.telecom@yahoo.co.in
340	UP	Shamli	Hari Om Cellulars	Mr. Vikrant Gupta	Bara Bazaar, Shamli, Distt. Muzaffarnagar - 247776, (u.p)	975800 6791	hari.sh@lemonmobiles.com
341	UP	Sitapur	Shagun Mobile	Santosh Prajapati	Shop No. 1 Jama Masjid Alamnagar Sitapur	983994 3131	shagun.sitapur@lemonmobiles.com
342	UP	Sitapur	M D Mobile Solutions	Anoop Prajapati	Near Rto Office, Lakhimpur, Sitapur(khier),	950655 6666	mdmobilesolutions77@gmail.com
343	UP	Sonebhadra	Maa Dulza Telecom	Suresh	Aryan Samaj Chauraha	993542 3418	chintu2552@yahoo.co.in
344	UP	Sultan Pur	Mobile Place	Mr. Pawan Pandey	Shop No.6, Super Market Sultan Pur-228001	983862 4713	mobile.sult@lemonmobiles.com
345	UP	Unnao	Avijit Infotech	Mr.vishnu Pandey	251 ,a.b. Nagar Opp.collector Ganj Unnao - 209801	933535 3222	avijit.unnao@lemonmobiles.com
346	UP	Varanasi	Maa Durga Electronics	Ms Rekha R Srivastava	C 26/1 A,ganesh Bagh,kabir Road,near Petrol Pump, Varanasi. Pin:221001	980720 7811	maa.varanasi@lemonmobiles.com

S No.	State	City	Service Locator Name	Contact Name	Address	Contact Nos.	Email Address
347	UP	Varanasi	Vishal Communication	Mr. Vishal	S. 21/112,a-1 Englishiya Line, Varanasi(up)	983925 944	vishal.var@lemonmobiles.com
348	Uttaranchal	Jwalapur	Connecting Communication	Manish Verma	G-76, New Ansari Market, Gurudwara Road, Jwalapur, Haridwar, Uttarakhand	935924 6415	manishverma.hdr@gmail.com
349	Uttaranchal	Kashipur	V.k.mobile World	Vivek Arora	Opp.- Roadways Bus Stand, Drona Sagar Road, Kashipur, Uttarakhand	956822 2223	viveksp93@gmail.com
350	Uttaranchal	Nainital	Ashirwad Mobile Hub	Anshul Johar	Shop No 59, K.m.v.n. Complex Opp. Jai Guru Jewellers, Nainital Road, Haldwani, nainital, Uttarakhand	975966 4242	asp.haldwani@gmail.com
351	Uttaranchal	Roorkee	Mobile World	Shahnawaz Ahmed	Close To Kundan Sweets, Opp.- Masjid, 20 Civil Lines, Roorkee, Uttarakhand	989785 8255	mobileworld.roorkee@gmail.com
352	WB	Asansol	Swati Enterprises	Subash Kr Aggarwal	Swati Enterprises, C/o- Shyam Plaza, S. B. Gorai Road, Near Santivination School, Opp.-sbi Atm, Asansol,	943475 1635	subhasagarwal2002@yahoo.co.in
353	WB	Berhampore	S B Communication	Sourav Mondal	3 , Station Road, Berhampore.murshidabad	973444 9611	sb_const123@rediffmail.com
354	WB	Birati	S S Enterprise	Sulagna Das	1, Vidyapith Road, Beside Birati Big Bazaar, Birati, Kolkata,	914326 9996	ssenterprises_51@yahoo.in
355	WB	Birbhum	R.k.sales & Service	Rofecul Islam	Rampurhat Newbustand(near Indranai Furniture Gali),rampurhat,birbhum	973217 4962	rofeculislam@rediffmail.com
356	WB	Durgapur	Digitech Service	Pintu Chatterjee	J.k. Paul Lane,benachity	993316 2824	digitech.service@rediffmail.com

S No.	State	City	Service Locator Name	Contact Name	Address	Contact Nos.	Email Address
357	WB	Ganga Rampur	Puja Telecom	Pranabesh Ghosh	Vill D.b. Road Para, Near Milonin Club, Po Gangarampur, Ps Gangarampur, Distt. Dakshin Dinajpur, .	923310 2112	puja_grp@rediffmail.com
358	WB	Howrah	Air Voice	Amit Kumar Bera	374, Belilious Road, Ner Howrah Maidan, Opposite Sales Tax Building, .	914340 0707	howrah.airvoide@gmail.com
359	WB	Jalpaiguri	M B Distributor	Kuldip Agarwala	Sitalabari, Falakata, Jalpaiguri	983247 8833	agarwalakuldip@yahoo.com
360	WB	Jalpaiguri	A2z Mobile Multimedia	Bodhisattwa Basu	Kamarpara, Jalpaiguri, . India.	993249 0682	reshav@msn.com
361	WB	Kakdwip	Dwipshikha Electronics	Chitralkha Jawa	Kakdwip New Market, 94 Busatand, South 24 Pas, .	956445 7037	swapan_35kak@yahoo.com
362	WB	Kolkata	Spice Sale Pvt. Ltd.	Lalit Agarwl	18, Rabindra Sarani, 1st Floor, Room No.#3, Kolkata.	980049 0390	spice_kol@yahoo.in
363	WB	Kolkata	Billionium Sales And Service	Mr. Sudip Mondal	6-chowringhee Lane,ground Floor, Kolkata.	332286 1694	spice.cal@gmail.com
364	WB	Midnapore	Mobile Care	Rajesh Sharma	Swarnarekha Aooarment, Opp.-syndicate Bank, Near Web Computer, Malancha Road, Kharagpur	933287 6612	rajeshsharmakgp@rediffmail.com
365	WB	Nadia	Porama Sales & Service	Amit Debnath	Bus Stand Complex Market, 37, 1st Floor, Krishnagar, Nadia	779704 2203	amitdnath898@gmail.com
366	WB	North 24 Parganas	Rupa Telecom	Mr.debdut Khara	College Para, Basirhat, North 24 Parganas,	915359 5588	rupatelecom@gmail.com
367	WB	Ramnagar	New Computer World	Prasun Dinda	Vill+p.o.+p.s. -ram Nagar, Distt-purba Midinipur, .	943434 1081	dinda_prasun23@rediffmail.com

S No.	State	City	Service Locator Name	Contact Name	Address	Contact Nos.	Email Address
368	WB	Siliguri	Subham Computers	Mr. Nawal Kishor Mishra	622, Rishi Aurobindo Road2nd By Lane, Opp Back Side Of Pradhan Buildinghakimpara, Siliguri	943404 4959	s.jha@subhamcomputers.com