



# Part List, Mechanical

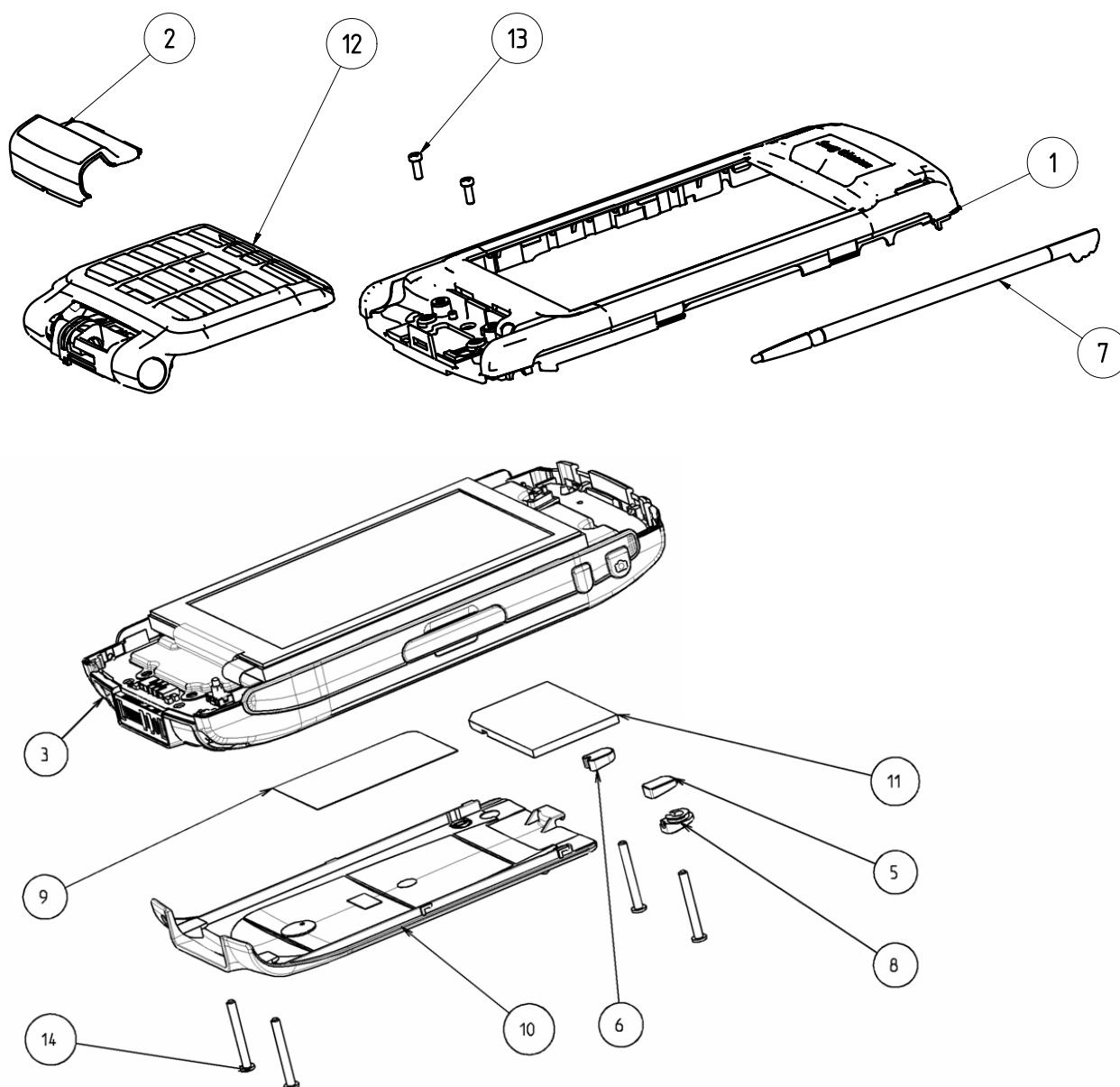
Applicable for P910a, P910c, P910i

## Contents

<b>1</b>	<b>Main Assembly .....</b>	<b>2</b>
<b>2</b>	<b>Front Cover Assembly .....</b>	<b>4</b>
<b>3</b>	<b>Back Cover Assembly .....</b>	<b>5</b>
<b>4</b>	<b>Board / Display Assembly .....</b>	<b>7</b>
<b>5</b>	<b>Revision History .....</b>	<b>8</b>

# 1 Main Assembly

## 1.1 Exploded View



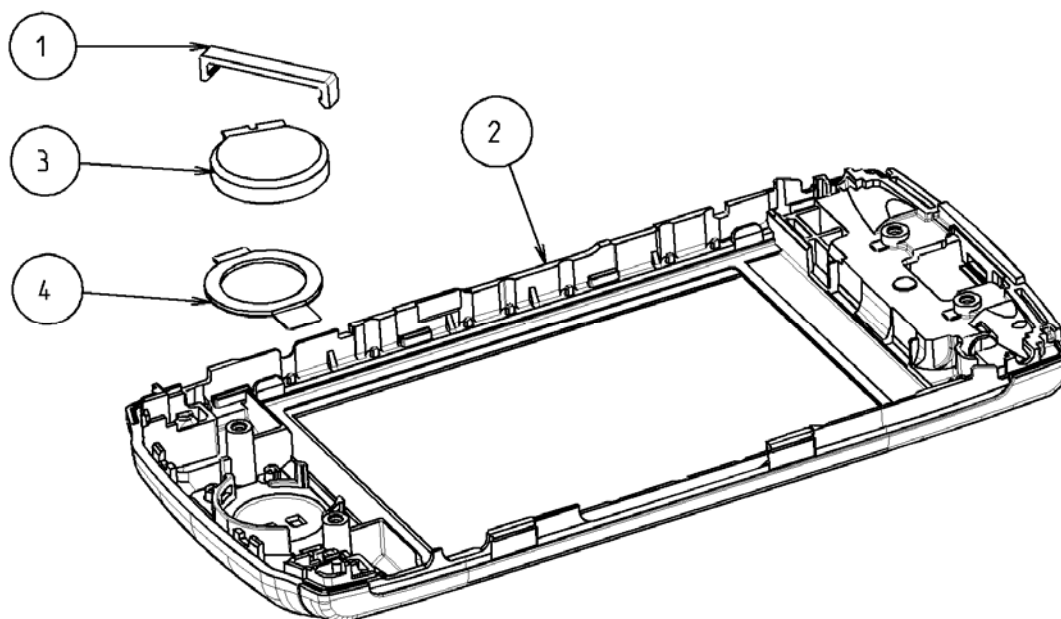


## 1.2 Part List

Pos	Description	Part Number	Comments
1	Front Cover	N/A	See following sections
2	Flip Hinge Cover	SXK1040162/24	Quickshare
Not Shown	Flip Connection Cover	SXA1094953	Quickshare Only used when flip is not attached
3	Back Cover plus Board / Display Assembly	N/A	See following sections
5	Left Screw Cover	SXA1094440/10	
6	Right Screw Cover	SXA1094441/10	
7	Stylus	SXK1040161	
8	RF Port Cover	SXA1094435/10	
9	Label for phone	SVF930863	
10	Battery Cover	SXK1040086/10	
11	32 MByte Memory Stick	KDR109083/32	
12	Flip Assembly, QWERTY	SXK1072288/1	
	Flip Assembly, QWERTZ	SXK1072288/2	
	Flip Assembly, AZERTY	SXK1072288/3	
	Flip Assembly, TURKISH	SXK1072288/4	
	Flip Assembly, RUSSIAN	SXK1072288/5	
	Flip Assembly, GREEK	SXK1072288/6	
	Flip Assembly, QWERTY, Chinese	SXK1072288/7	
	Flip Assembly, QWERTY, Taiwanese	SXK1072288/8	
13	Flip Hinge Screw, M1.4x3.5, Black	SXA1094661	Quantity = 2 <b>Do not reuse</b>
14	Main Assembly Screw, M1.6x11	SXA1094949	Quantity = 2 <b>Do not reuse</b>
15	Main Assembly Screw, M1.7x14.5	SXA1093420/2	Quantity = 2
Not Shown	Stereo Headset	RLF50147	

## 2 Front Cover Assembly

### 2.1 Exploded View

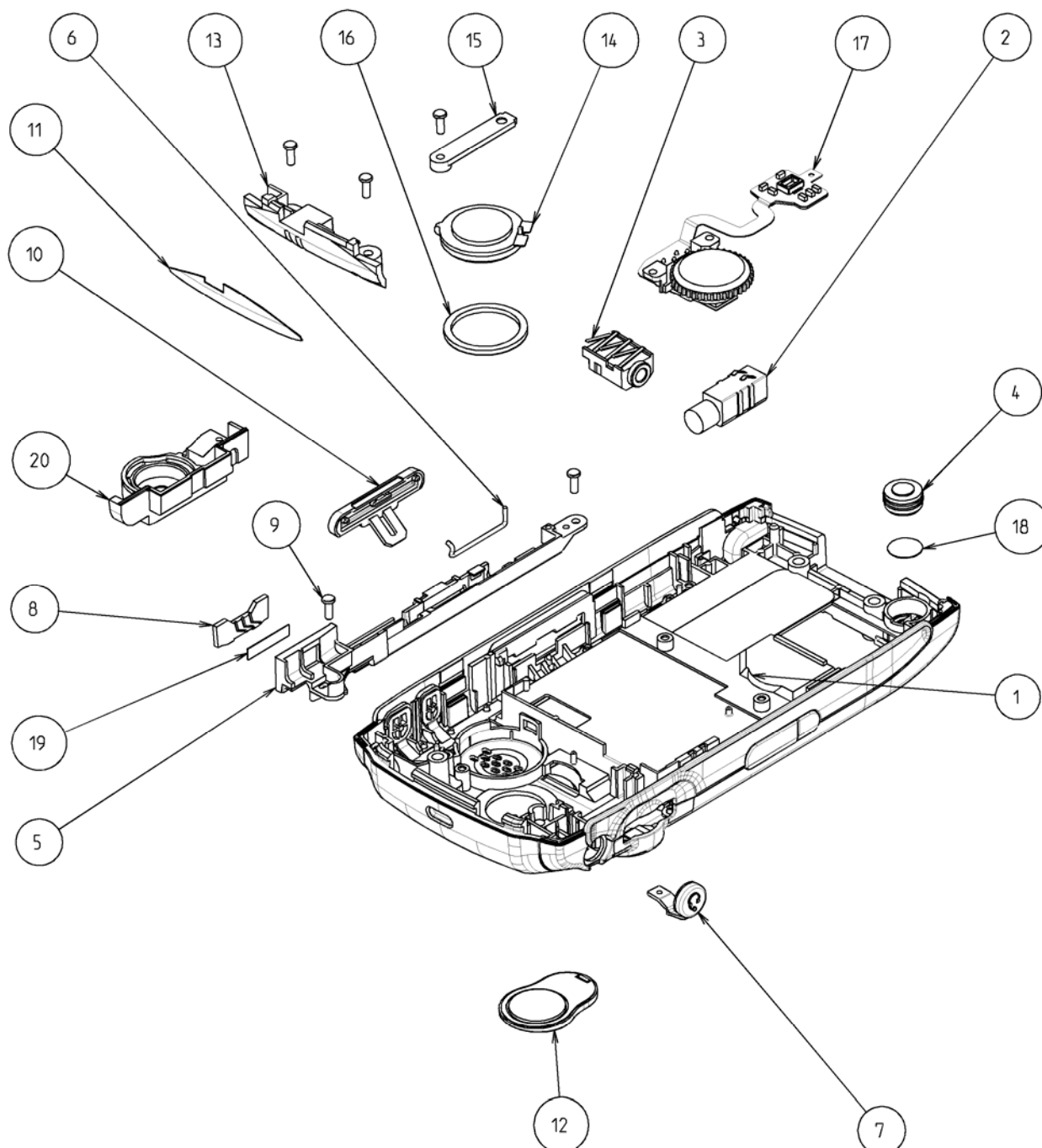


### 2.2 Part List

Pos	Description	Part Number	Comments
1	Front Speaker Holder	SXA1093399	
2	Front Cover	SXK1040154	Includes Front Speaker Cloth (position 4)
3	Front Speaker	RLE90623/3	
4	Front Speaker Cloth	SXA1094943	

## 3 Back Cover Assembly

### 3.1 Exploded View



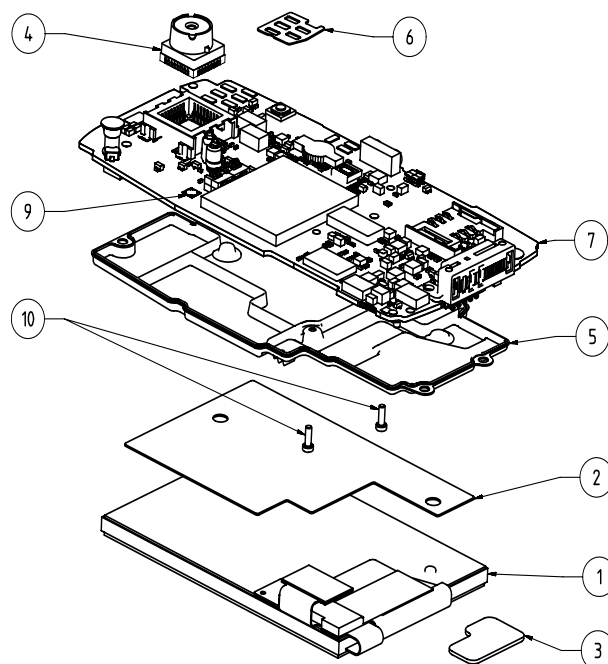


## 3.2 Part List

Pos	Description	Part Number	Comments
1	Back Cover	SXK1040160	Includes Microphone Cloth (position 18)
2	Vibrator	SXK1095217	
3	Audio Jack	SXK1095218	
4	Microphone Assembly	SXK107152/1	
5	Stylus Holder	SXA1093418	
6	Stylus Spring	SXA1094436	
7	Audio Jack Cover	SXA1093402/2	
8	Camera / Internet Switch	SXA1091225/1	
9	Stylus Holder Screw, M1.4x4	SXA1094662	Quantity = 2
	Antenna Assembly Screw, M1.4x4		Quantity = 2
	Loudspeaker Screw, M1.4x4		Quantity = 1
10	Memory Stick Cover	SXA1093401/2	
11	Antenna	KRE1011092/1	
12	Camera Window Assembly	SXK1040095	
13	Antenna Support	SXA1093648	
14	Rear Speaker	RLE11705	
15	Rear Speaker Holder	SXA1094430	
16	Rear Speaker Cloth	SXA1094434	
17	Jog Dial Assembly	ROA2195720	
18	Microphone Cloth	SXA1091215/1	
19	Camera / Internet Switch Tape	SXA1094645	
20	Camera Gasket	SXA1093423	

## 4 Board / Display Assembly

### 4.1 Exploded View



### 4.2 Part List

Pos	Description	Part Number	Comments
1	Display Assembly	RNH80105	
2	Large Display Gasket	SXA1094646	
3	Small Display Gasket	SXA1094966	
4	Camera Module	SXA1093857/2Z	
5	Shield Can	<del>SXK1040157</del>	For use with <b>P910i</b> and <b>P910c</b>
		SXK1040158	For use with <b>all variants (l, c, a)</b>
6	Isolation Tape for Audio Connector Pads	SXA1093132/2	
7	Board	N/A	
Not Shown	Display Spacer	SXA 109 4897	
9	Water Indicator Label	SXA1093566/1	
10	Shield Can Screw, M1.4x4	SXA1094662	Quantity = 2 Same screw used in Rear Cover Assembly



## 5 Revision History

Rev.	Date	Changes / Comments
A	2004-08-10	Initial Release
B	2004-10-12	Part "Display Assembly" page 7, only available for Electrical level.
C	2004-11-15	Part "Display Spacer" removed, not needed in assembly.
D	2004-12-08	Part SXX1040158 (Shield Can) to be ordered for all variants (P910i, a, c). SXX1040157 not available as spare part. NOTE: no differences between them.
E	2004-12-20	"Display Assembly" available on Mechanical level
F	2005-03-31	Only a correction (so that the Spare part list shows the same as in shop) = Page 6, pos 12, comp Camera Window Assembly. Correct number is SXX1040095 (and not 1040095 " <b>/10</b> ")
G	2006-07-27	Flip Connection Cover part number updated